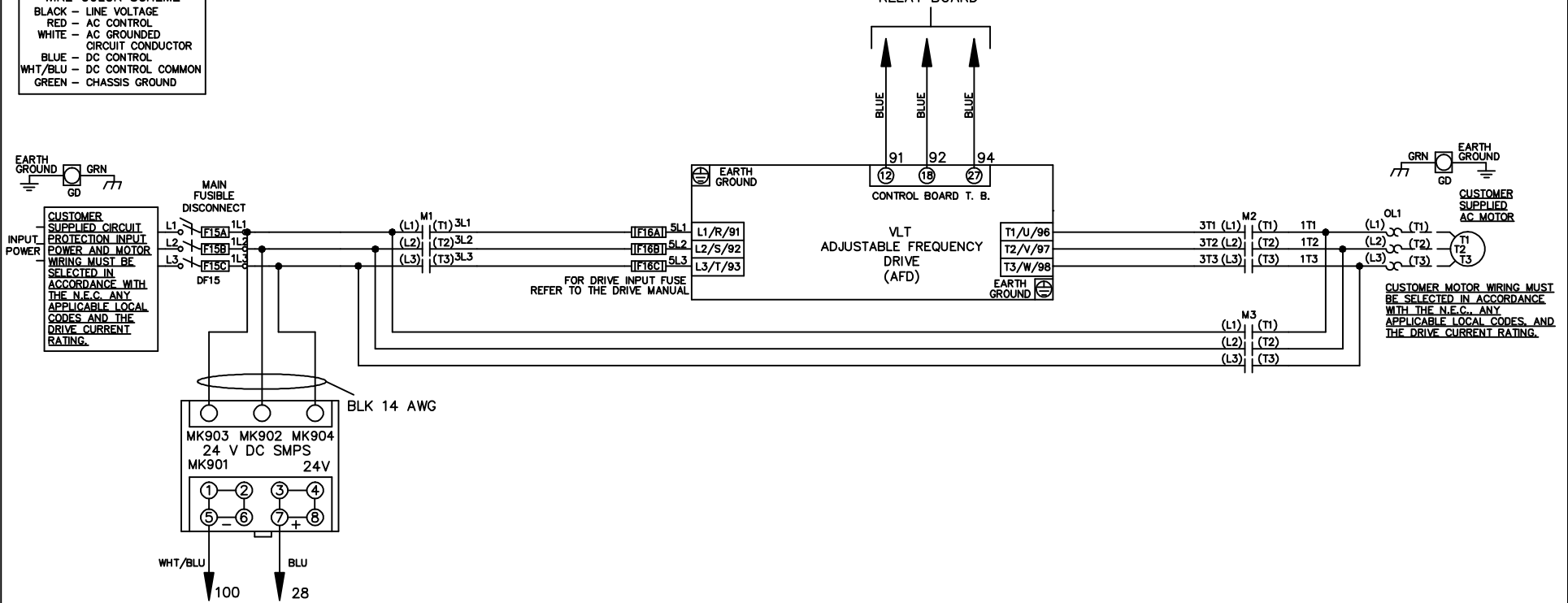


**WIRE COLOR SCHEME**  
 BLACK - LINE VOLTAGE  
 RED - AC CONTROL  
 WHITE - AC GROUNDED  
 WHITE - AC GROUNDED  
 CIRCUIT CONDUCTOR  
 BLUE - DC CONTROL  
 WHT/BLU - DC CONTROL COMMON  
 GREEN - CHASSIS GROUND

\* ALL CONTROL WIRES ARE BLUE EXCEPT WHERE NOTED. TO ELECTROMECHANICAL RELAY BOARD



|     |         |       |   |                    |  |             |                  |
|-----|---------|-------|---|--------------------|--|-------------|------------------|
|     |         |       | - NOTICE -  | DRN JNW<br>2/14/07 | NAME 208-600VOLT, 3C, MAIN DISC<br>FUSIBLE, EMB1, FRAME A2-A3<br>, NO REACTOR & DVDT, SINGLE MTR |             |                  |
| A   | SP08061 | 10/08 | THIS DOCUMENT CONTAINS PROPRIETARY INFORMATION OF DANFOSS DRIVES. IT IS LOANED BY DANFOSS DRIVES SUBJECT TO THE CONDITIONS THAT IT AND THE INFORMATION EMBODIED THEREIN SHALL BE USED ONLY FOR RECORD AND REFERENCE PURPOSES, SHALL NOT BE USED OR CAUSED TO BE USED IN ANY WAY PREJUDICIAL TO THE INTERESTS OF DANFOSS DRIVES, SHALL NOT BE REPRODUCED OR COPIED IN WHOLE OR IN PART, OR DISCLOSED TO ANYONE WITHOUT THE DIRECT WRITTEN PERMISSION OF DANFOSS DRIVES AND SHALL BE RETURNED UPON REQUEST. | APR                | MODEL  | PAGE 1 OF 2 | SIZE A           |
| REV | ECN     | DATE  |   |                    |  |             | DWG NO. 174U9063 |

|     |         |       |
|-----|---------|-------|
| REV | ECN     | DATE  |
| A   | SP08066 | 10/08 |

THIS DOCUMENT CONTAINS PROPRIETARY INFORMATION OF DANFOSS DRIVES. IT IS LOANED BY DANFOSS DRIVES SUBJECT TO THE CONDITIONS THAT IT AND THE INFORMATION EMPLOYED THEREIN SHALL BE USED ONLY FOR RECORD AND REFERENCE PURPOSES. SHALL NOT BE USED OR CAUSED TO BE USED IN ANY WAY PREJUDICIAL TO THE INTERESTS OF DANFOSS DRIVES. SHALL NOT BE REPRODUCED OR COPIED IN WHOLE OR IN PART, OR DISCLOSED TO ANYONE WITHOUT THE DIRECT WRITTEN PERMISSION OF DANFOSS DRIVES AND SHALL BE RETURNED UPON REQUEST.

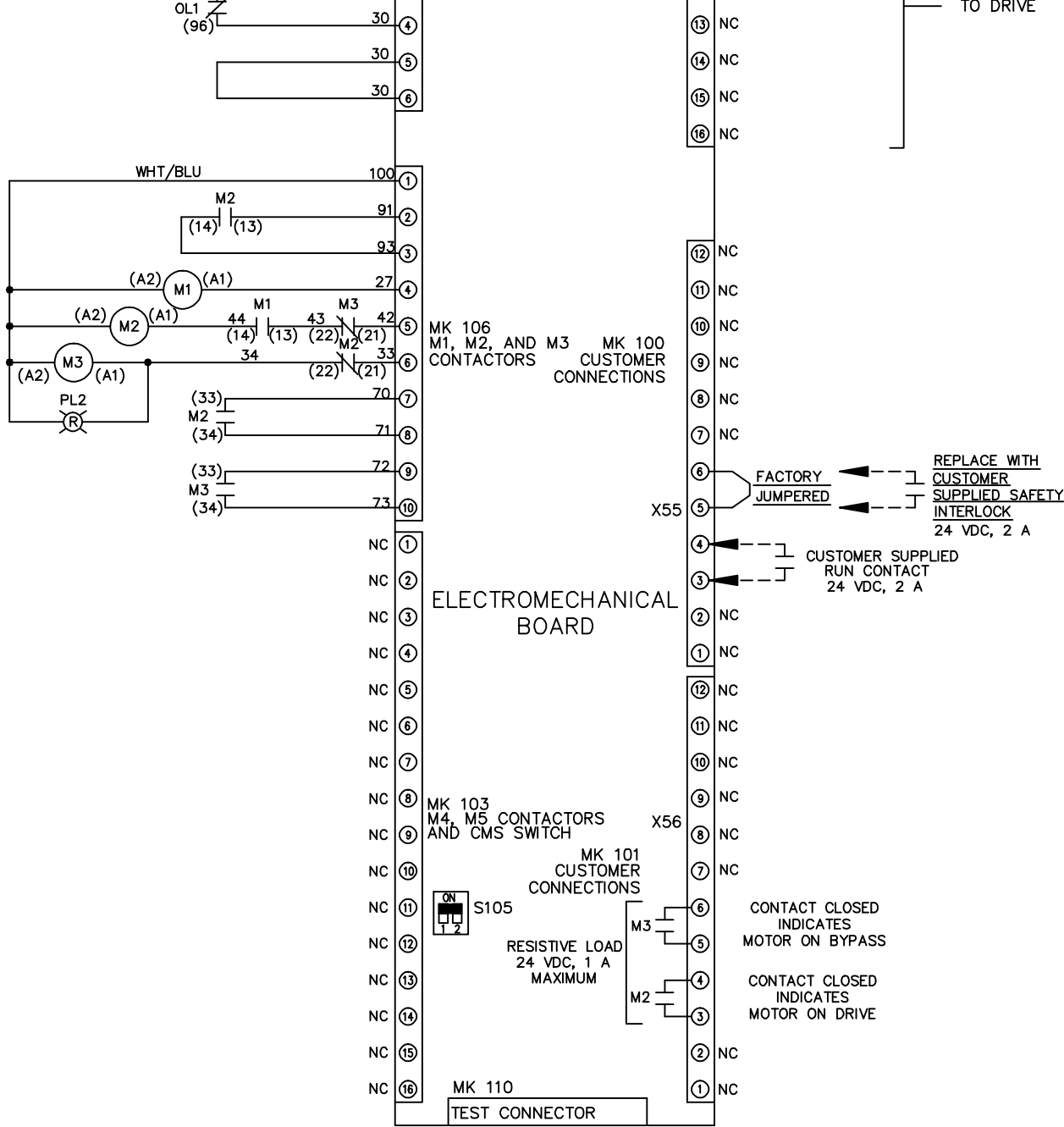
DRN JNW  
2/14/07  
APR

NAME 208-600VOLT, 3C, MAIN DISC  
FUSIBLE, EMB1, FRAME A2-A3  
, NO REACTOR & DVD, SINGLE MTR

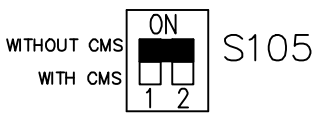
PAGE 2 OF 2  
SIZE A  
DWG NO. 174U9063

CONTACT SEQUENCE CHART FOR S1  
X INDICATES CONTACT CLOSED

| POSITION    | DRIVE | OFF | BYPASS | TEST |
|-------------|-------|-----|--------|------|
| CONTACT 1-2 | X     |     |        |      |
| CONTACT 3-4 |       |     | X      |      |
| CONTACT 5-6 | X     |     |        |      |
| CONTACT 7-8 |       |     |        | X    |



FACTORY SETTING



CUSTOMER CONNECTIONS X55, X56  
CLASS 2 POWER SOURCE  
REQUIRED FOR FIELD CONNECTION  
USE CLASS 1 CONDUCTORS  
CONDUCTOR SIZE 28-14 AWG

