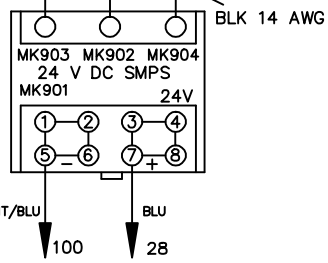
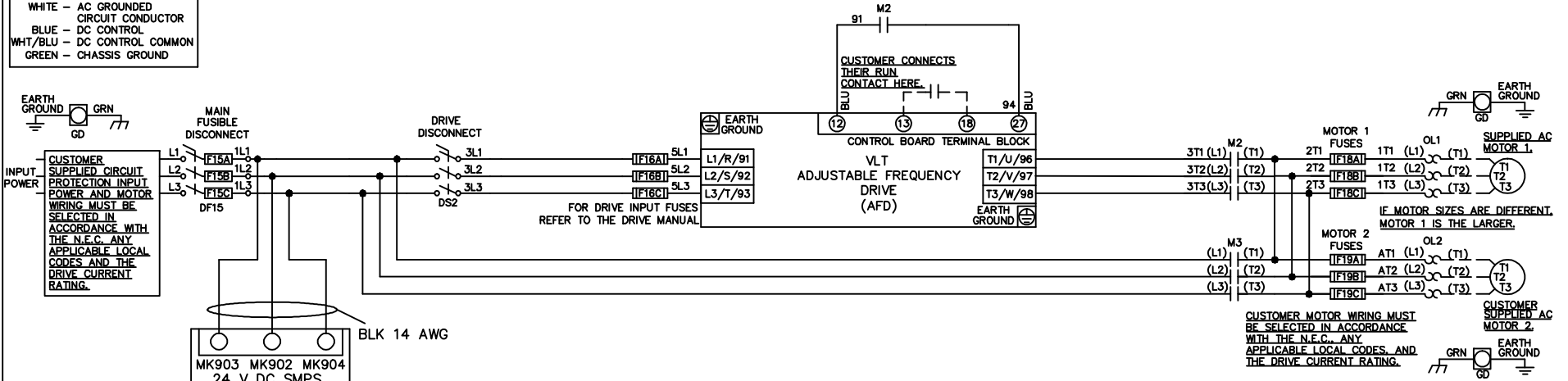


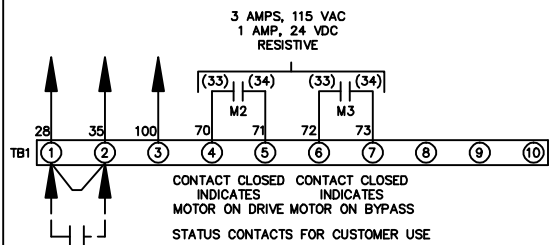
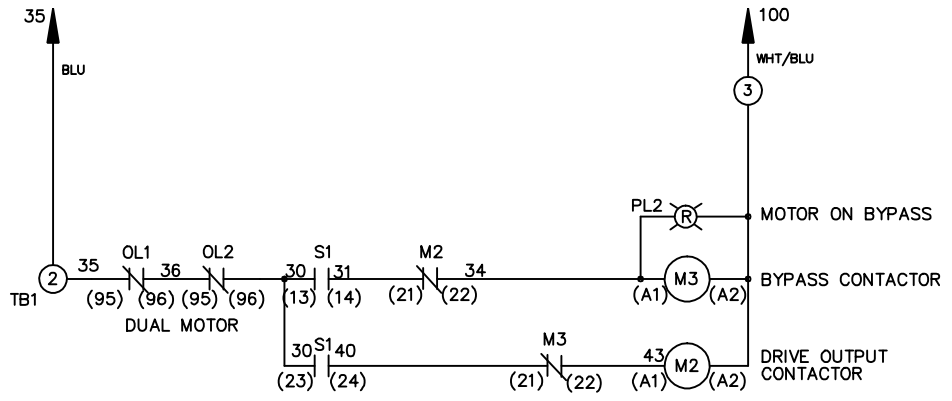
WIRE COLOR SCHEME
 BLACK - LINE VOLTAGE
 RED - AC CONTROL
 WHITE - AC GROUNDED
 CIRCUIT CONDUCTOR
 BLUE - DC CONTROL
 WHT/BLU - DC CONTROL COMMON
 GREEN - CHASSIS GROUND

* ALL CONTROL WIRES ARE BLUE EXCEPT WHERE NOTED.



CONTACT SEQUENCE CHART FOR S1
 X INDICATES CONTACT CLOSED

POSITION	DRIVE	OFF	BYPASS
CONTACT 13-14			X
CONTACT 23-24	X		



CUSTOMER SUPPLIED SAFETY INTERLOCK, FACTORY JUMPERED 24 VDC, 2 A

WARNING DO NOT CONNECT ANY EXTERNAL DEVICES TO 28, 35, AND 100

-NOTICE-			DRNJNW	NAME 208-600VOLT, 2C, MAIN&DRIVE DISC			THE TRANE COMPANY		
THIS DRAWING IS PROPRIETARY AND SHALL NOT BE COPIED OR ITS CONTENTS DISCLOSED TO OUTSIDE PARTIES WITHOUT THE WRITTEN CONSENT OF THE TRANE COMPANY			2/14/07	FUSIBLE, EMB, FRAME A2-A3, NO REACTOR & DVDT, DUAL MTR			A DIVISION OF AMERICAN STANDARD INC.		
A	SP08061	10/08	APR	MODEL	PAGE 1 OF 1	SIZE A	DWG NO.	174U9248	
REV	ECN	DATE							