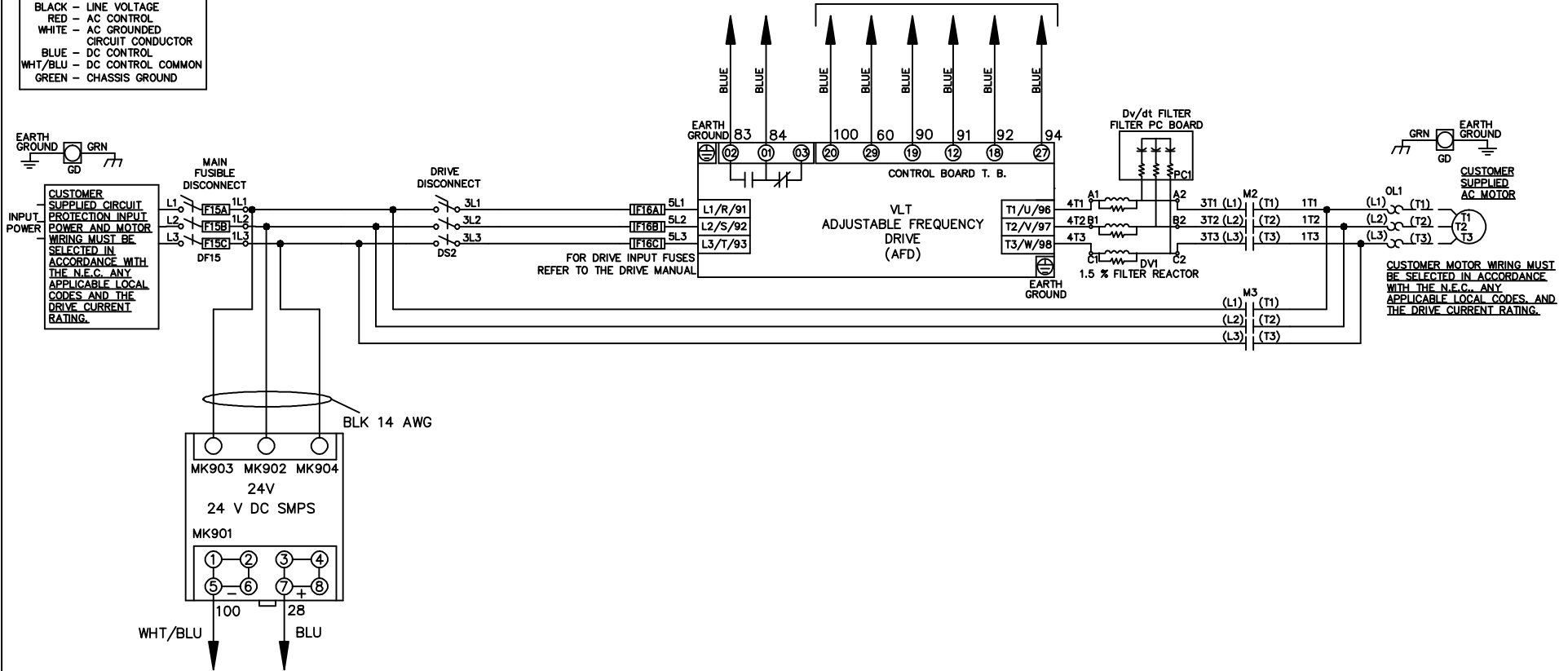


* ALL CONTROL WIRES ARE BLUE EXCEPT WHERE NOTED. TO ELECTROMECHANICAL RELAY BOARD

WIRE COLOR SCHEME	
BLACK	- LINE VOLTAGE
RED	- AC CONTROL
WHITE	- AC GROUNDED CIRCUIT CONDUCTOR
BLUE	- DC CONTROL
WHT/BLU	- DC CONTROL COMMON
GREEN	- CHASSIS GROUND



-NOTICE-

THIS DRAWING IS PROPRIETARY AND SHALL NOT BE COPIED OR ITS CONTENTS DISCLOSED TO OUTSIDE PARTIES WITHOUT THE WRITTEN CONSENT OF THE TRANE COMPANY

DRN JNW
2/14/07

APR

NAME 208-600VOLT, 2C, MAIN & DRIVE DISC FUSIBLE, EMB2, FRAME A2-A3, DVDT, SINGLE MTR

MODEL

THE TRANE COMPANY
A DIVISION OF
AMERICAN STANDARD INC.

A	SP08061	10/08
REV	ECN	DATE

PAGE 1 OF 2

SIZE A

DWG NO.

174U9254

REV	ECN	DATE
A	SP08066	10/08

CONTACT SEQUENCE CHART FOR S1
X INDICATES CONTACT CLOSED

POSITION	CONTACT	DRIVE	OFF	BYPASS
13-14				X
23-24	X			

THIS DRAWING IS PROPRIETARY AND SHALL NOT BE COPIED OR ITS CONTENTS DISCLOSED TO OUTSIDE PARTIES WITHOUT THE WRITTEN CONSENT OF THE TRANE COMPANY

-NOTICE-

DRN JNW
2/14/07
APR

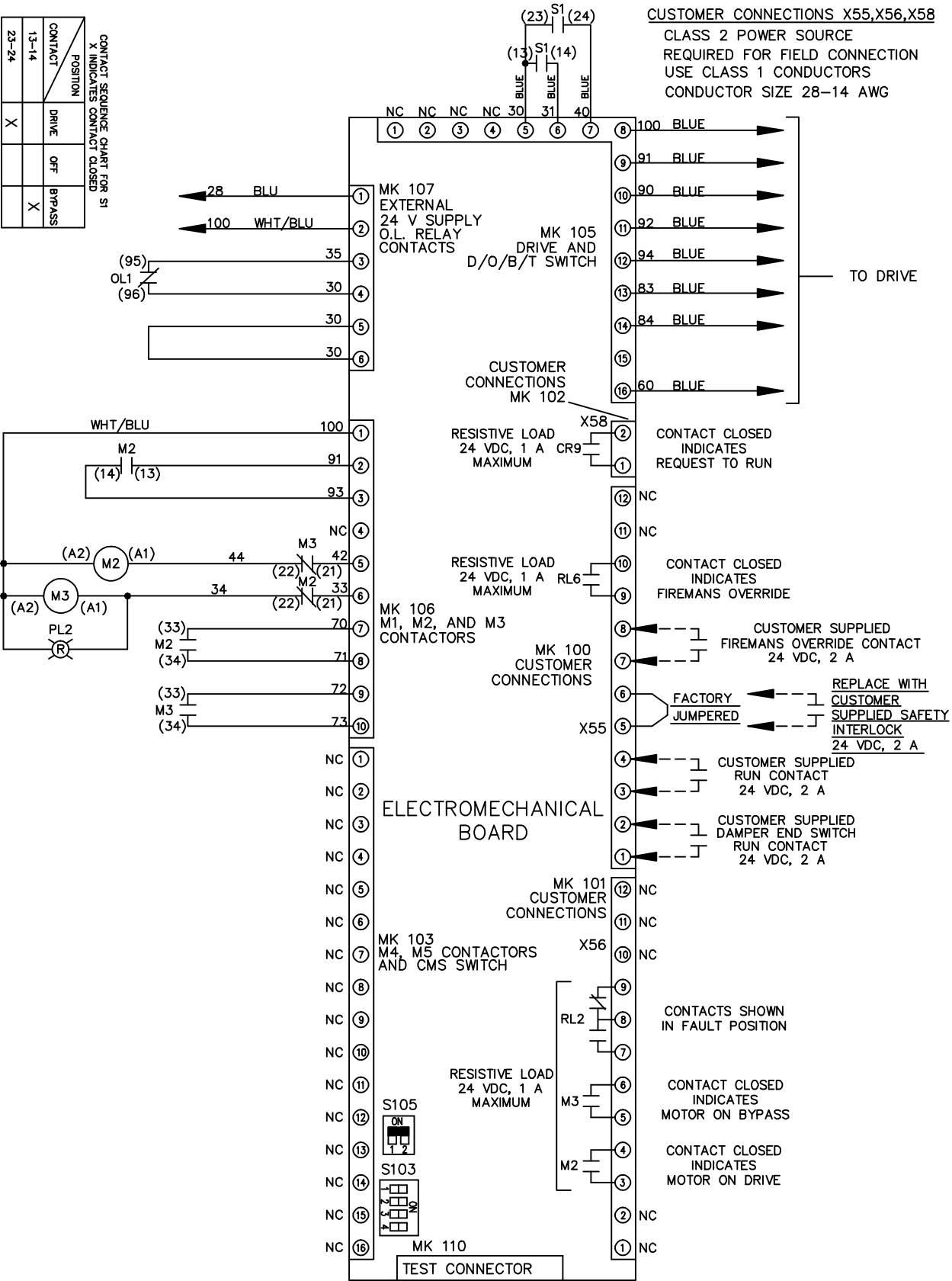
NAME 208-600VOLT, 2C, MAIN&DRIVE DISC
FUSIBLE, EMB2, FRAME A2-A3
D, VDT, SINGLE MTR

PAGE 2 OF 2

SIZE A


DWG NO. 174U9254

THE TRANE COMPANY
A DIVISION OF
AMERICAN STANDARD INC.

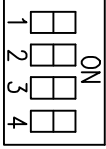


CUSTOMER CONNECTIONS X55, X56, X58
CLASS 2 POWER SOURCE
REQUIRED FOR FIELD CONNECTION
USE CLASS 1 CONDUCTORS
CONDUCTOR SIZE 28-14 AWG

FACTORY SETTING



S103



CUSTOMER SETTING

- AUTOMATIC BYPASS TIME SELECT
- ONLY # 1 ON 30 SECONDS
 - ONLY # 2 ON 60 SEC.
 - ONLY # 3 ON 300 SEC
 - ALL ON 15 SEC.
 - ALL OFF NO AUTO BYPASS (FACTORY DEFAULT)