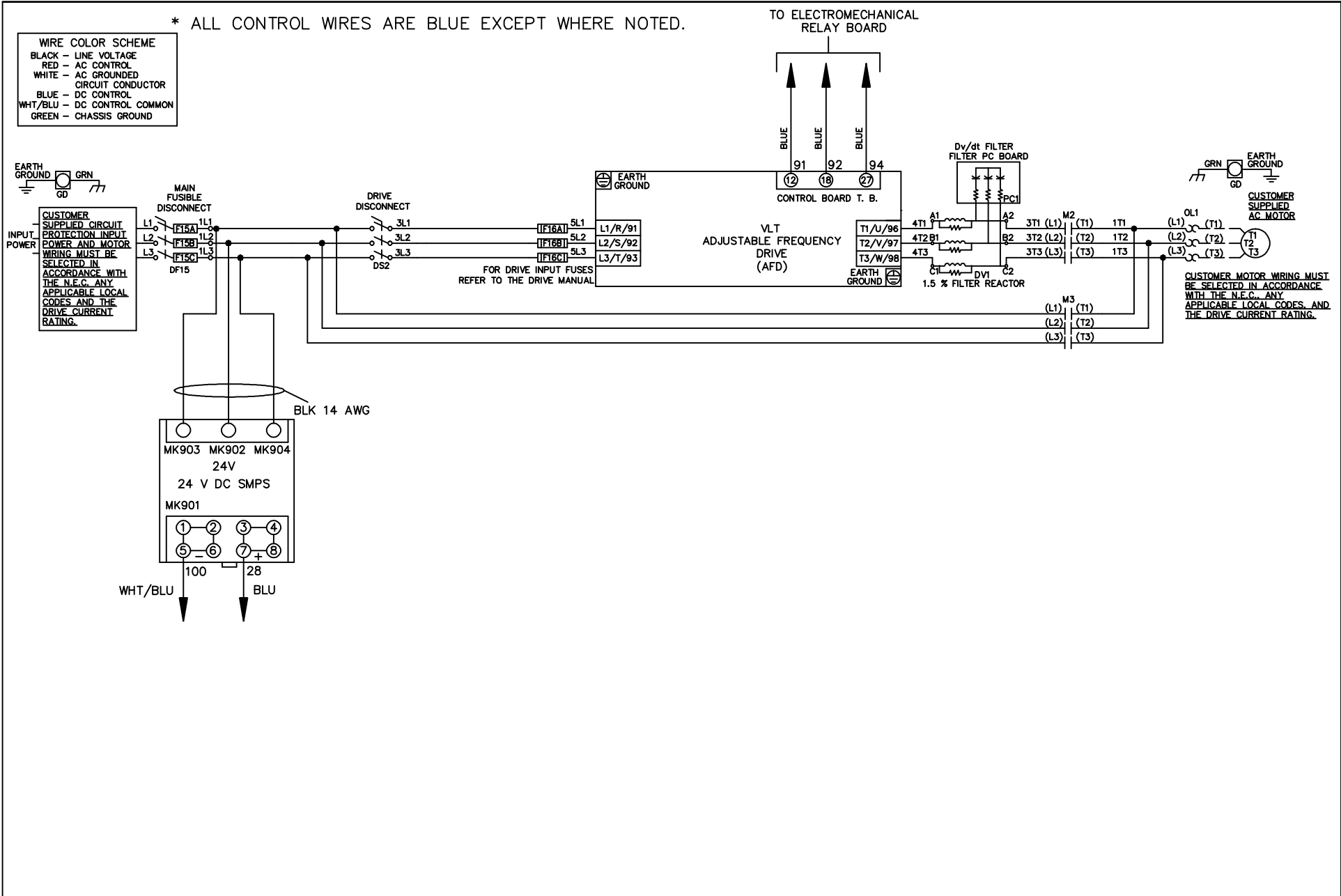


* ALL CONTROL WIRES ARE BLUE EXCEPT WHERE NOTED.

WIRE COLOR SCHEME	
BLACK	- LINE VOLTAGE
RED	- AC CONTROL
WHITE	- AC GROUNDED CIRCUIT CONDUCTOR
BLUE	- DC CONTROL
WHT/BLU	- DC CONTROL COMMON
GREEN	- CHASSIS GROUND



			-NOTICE-		DRN JNW 2/14/07		NAME 208-600VOLT, 2C, MAIN & DRIVE DISC FUSIBLE, EMB1, FRAME A2-A3 , DVDT, SINGLE MTR		THE TRANE COMPANY A DIVISION OF AMERICAN STANDARD INC.	
A	SP08061	10/08	THIS DRAWING IS PROPRIETARY AND SHALL NOT BE COPIED OR ITS CONTENTS DISCLOSED TO OUTSIDE PARTIES WITHOUT THE WRITTEN CONSENT OF THE TRANE COMPANY			APR	MODEL	PAGE 1 OF 2	SIZE A	DWG NO. 174U9255
REV	ECN	DATE								

REV	ECN	DATE
A	SP08066	10/08

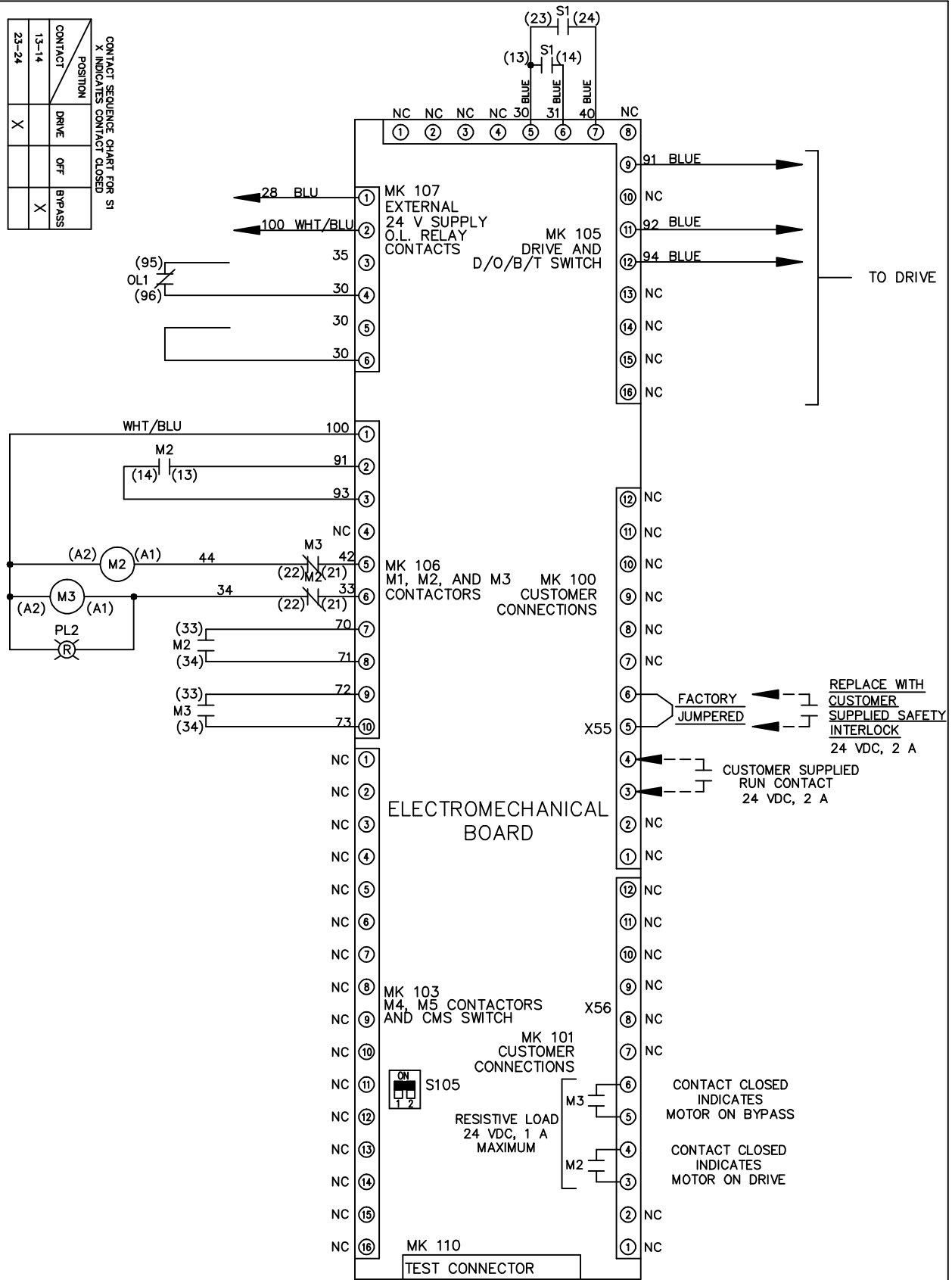
CONTACT POSITION	DRIVE	OFF	BYPASS
13-14			X
23-24	X		

NOTICE -
THIS DRAWING IS PROPRIETARY AND SHALL NOT BE COPIED OR ITS CONTENTS DISCLOSED TO OUTSIDE PARTIES WITHOUT THE WRITTEN CONSENT OF THE TRANE COMPANY

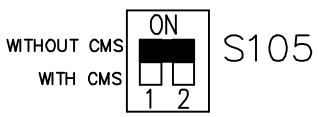
DRN JNW
2/14/07
APR

NAME 208-600VOLT, 2C, MAIN&DRIVE DISC
FUSIBLE, EMB1, FRAME A2-A3
, DVD1, SINGLE MTR

MODEL
PAGE 2 OF 2
SIZE A
DWG NO. 174U9255
THE TRANE COMPANY
A DIVISION OF
AMERICAN STANDARD INC.



FACTORY SETTING



CUSTOMER CONNECTIONS X55, X56
CLASS 2 POWER SOURCE
REQUIRED FOR FIELD CONNECTION
USE CLASS 1 CONDUCTORS
CONDUCTOR SIZE 28-14 AWG