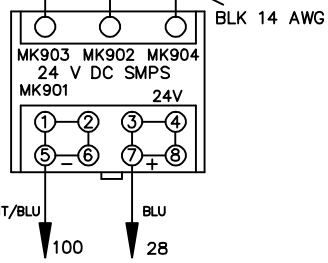
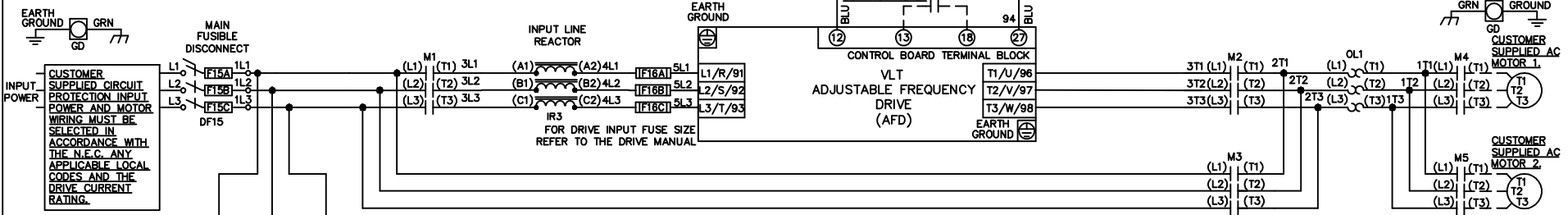


WIRE COLOR SCHEME
 BLACK - LINE VOLTAGE
 RED - AC CONTROL
 WHITE - AC GROUNDED
 BLUE - DC CONTROL
 WHT/BLU - DC CONTROL COMMON
 GREEN - CHASSIS GROUND

* ALL CONTROL WIRES ARE BLUE EXCEPT WHERE NOTED.



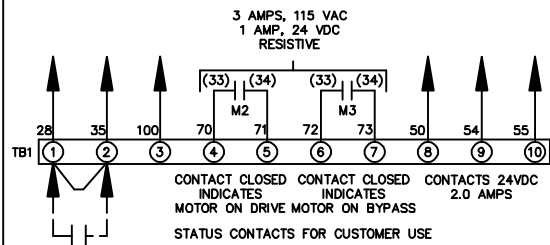
CONTACT SEQUENCE CHART FOR S2
 X INDICATES CONTACT CLOSED

| POSITION | CONTACT | MOTOR 1 | AUTO | MOTOR 2 |
|----------|---------|---------|------|---------|
| 11-12 | | X | X | |
| 13-14 | | | | X |
| 21-22 | | | X | X |
| 23-24 | | X | | |

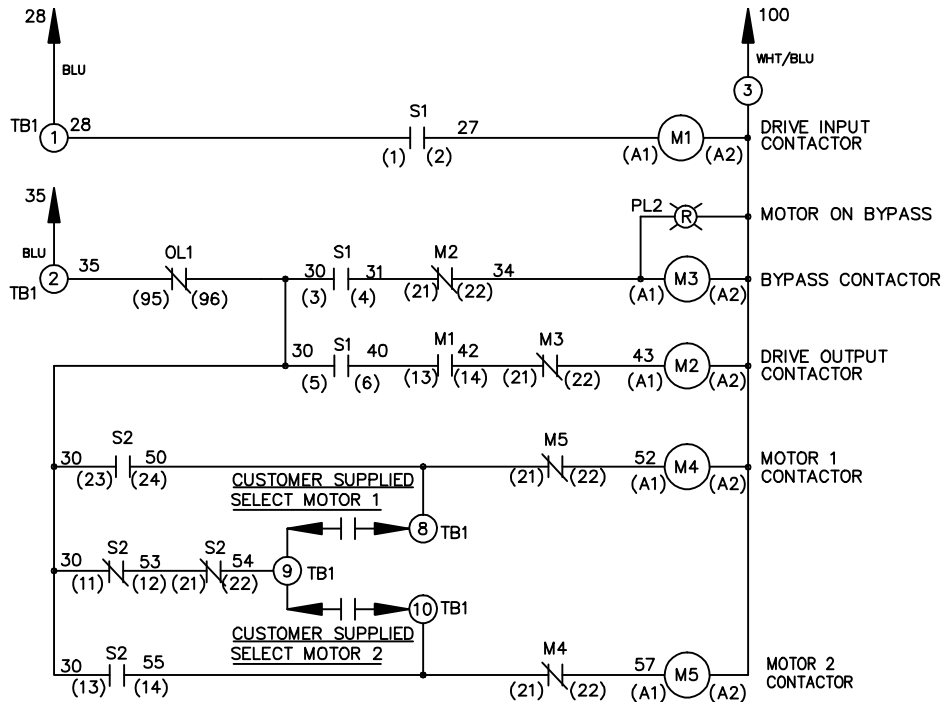
CONTACT SEQUENCE CHART FOR S1
 X INDICATES CONTACT CLOSED

| POSITION | CONTACT | DRIVE | OFF | BYPASS | TEST |
|----------|---------|-------|-----|--------|------|
| 1-2 | | X | | | X |
| 3-4 | | | | X | X |
| 5-6 | | X | | | |
| 7-8 | | | | | X |

CUSTOMER MOTOR WIRING MUST BE SELECTED IN ACCORDANCE WITH THE N.E.C. ANY APPLICABLE LOCAL CODES AND THE DRIVE CURRENT RATING.



CUSTOMER SUPPLIED SAFETY INTERLOCK, FACTORY JUMPERED 24 VDC, 2 A



WARNING DO NOT CONNECT ANY EXTERNAL DEVICES TO 28, 35, AND 100

| | | | | | | | |
|---|---------|-------|---------|---|-------------|---|------------------|
| -NOTICE- | | | DRNJNW | NAME 208-600VOLT, 3C, MAIN DISC FUSIBLE, EMB, FRAME A2-A3, REACTOR, CMS | | THE TRANE COMPANY A DIVISION OF AMERICAN STANDARD INC. | |
| THIS DRAWING IS PROPRIETARY AND SHALL NOT BE COPIED OR ITS CONTENTS DISCLOSED TO OUTSIDE PARTIES WITHOUT THE WRITTEN CONSENT OF THE TRANE COMPANY | | | 2/14/07 | | | | |
| A | SP08061 | 10/08 | APR | MODEL | PAGE 1 OF 1 | SIZE A | DWG NO. 174U9268 |
| REV | ECN | DATE | | | | | |