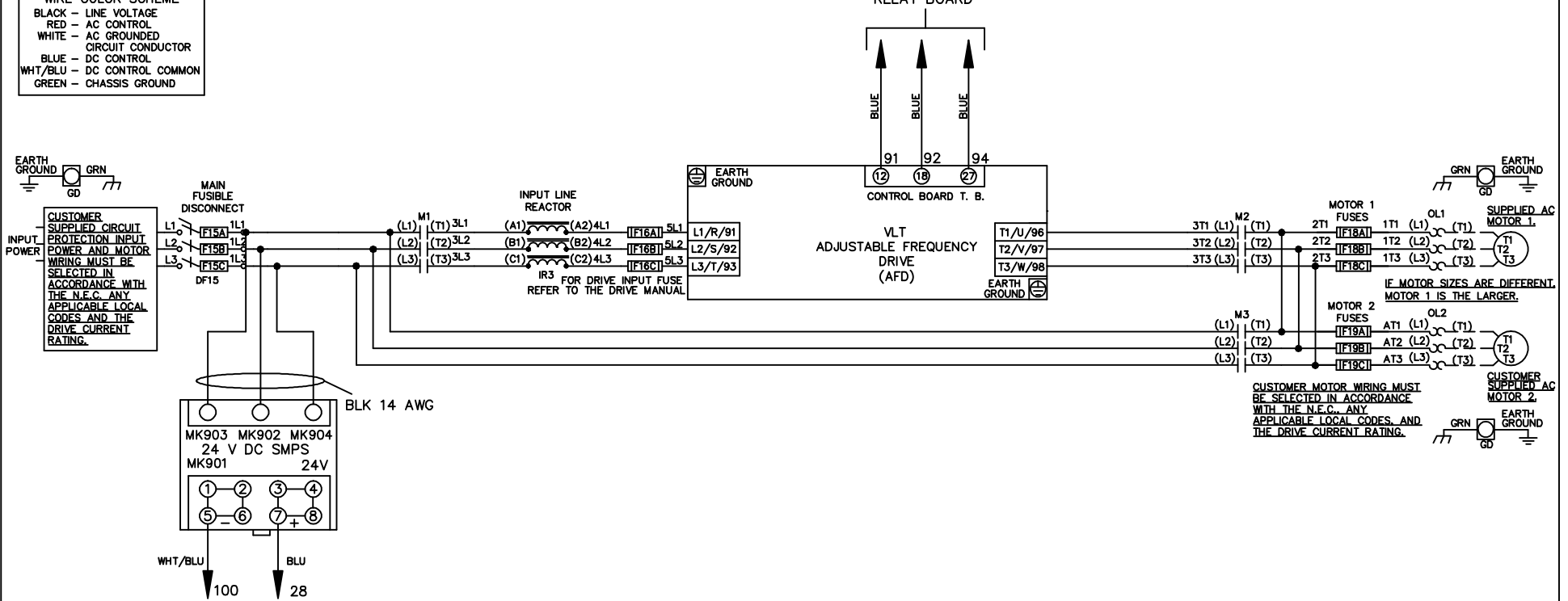


WIRE COLOR SCHEME
 BLACK - LINE VOLTAGE
 RED - AC CONTROL
 WHITE - AC GROUNDED
 CIRCUIT CONDUCTOR
 BLUE - DC CONTROL
 WHT/BLU - DC CONTROL COMMON
 GREEN - CHASSIS GROUND

* ALL CONTROL WIRES ARE BLUE EXCEPT WHERE NOTED. TO ELECTROMECHANICAL RELAY BOARD



			-NOTICE-		DRN JNW 2/14/07		NAME 208-600VOLT, 3C, MAIN DISC FUSIBLE, EMB1, FRAME A2-A3 , REACTOR, DUAL MTR		THE TRANE COMPANY A DIVISION OF AMERICAN STANDARD INC.	
A	SP08061	10/08	THIS DRAWING IS PROPRIETARY AND SHALL NOT BE COPIED OR ITS CONTENTS DISCLOSED TO OUTSIDE PARTIES WITHOUT THE WRITTEN CONSENT OF THE TRANE COMPANY		APR	MODEL	PAGE 1 OF 2	SIZE A	DWG NO.	174U9279
REV	ECN	DATE								

REV	ECN	DATE
A	SP08066	10/08

CONTACT SEQUENCE CHART FOR S1
X INDICATES CONTACT CLOSED

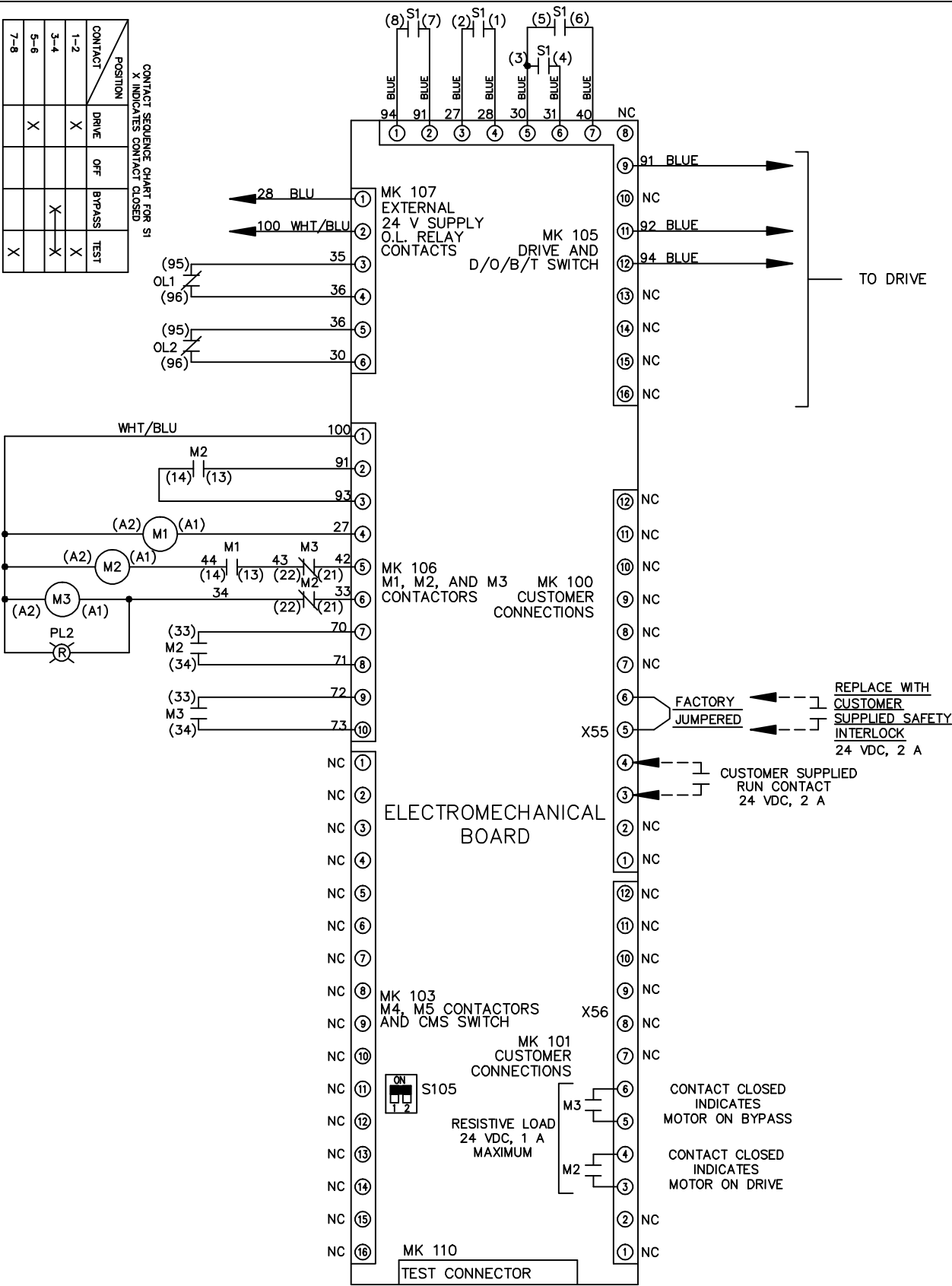
CONTACT	POSITION	DRIVE	OFF	BYPASS	TEST
1-2		X			X
3-4				X	X
5-6		X			
7-8					X

-NOTICE-
THIS DRAWING IS PROPRIETARY AND SHALL NOT
BE COPIED OR ITS CONTENTS DISCLOSED TO
OUTSIDE PARTIES WITHOUT THE WRITTEN
CONSENT OF THE TRANE COMPANY

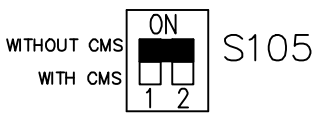
DRN JNW
2/14/07
APR

NAME 208-600VOLT, 3C, MAIN DISC
FUSIBLE, EMB1, FRAME A2-A3
, REACTOR, DUAL MTR

MODEL
PAGE 2 OF 2
SIZE A
DWG NO. 174U9279
THE TRANE COMPANY
A DIVISION OF
AMERICAN STANDARD INC.



FACTORY SETTING



CUSTOMER CONNECTIONS X55, X56
CLASS 2 POWER SOURCE
REQUIRED FOR FIELD CONNECTION
USE CLASS 1 CONDUCTORS
CONDUCTOR SIZE 28-14 AWG