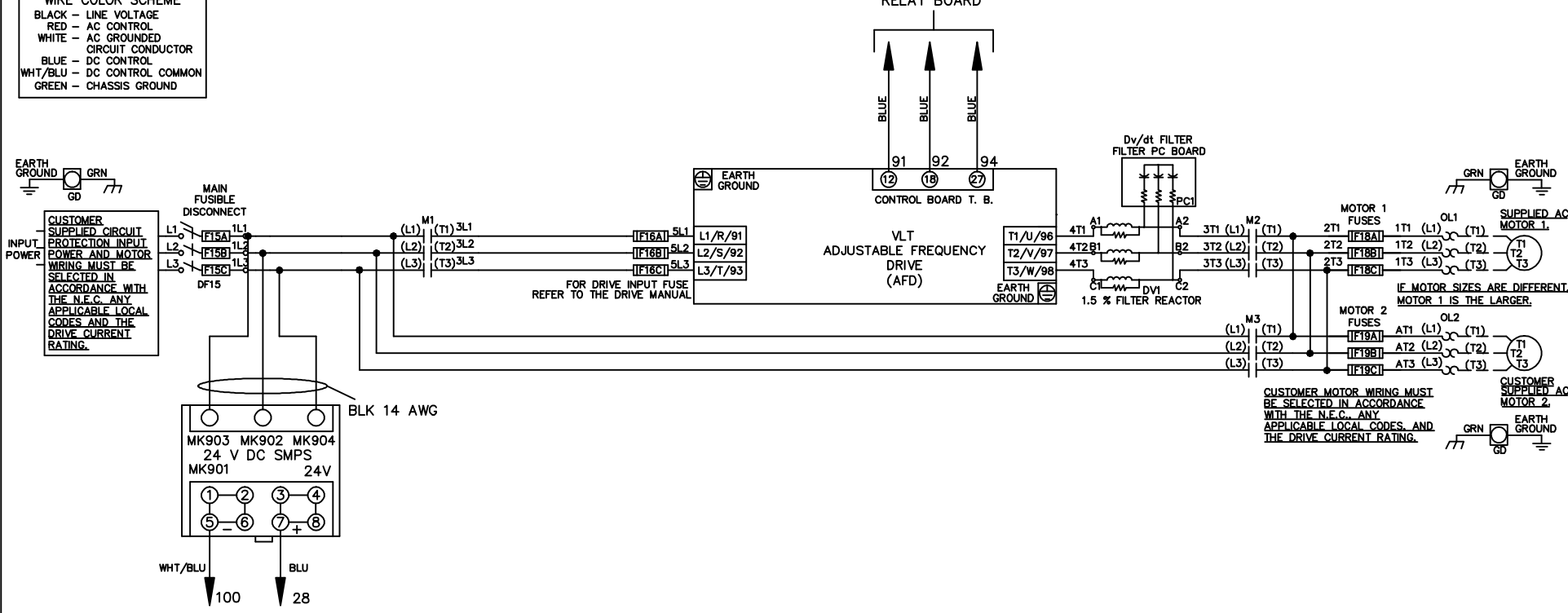


WIRE COLOR SCHEME

- BLACK - LINE VOLTAGE
- RED - AC CONTROL
- WHITE - AC GROUNDED
- WHITE - CIRCUIT CONDUCTOR
- BLUE - DC CONTROL
- WHT/BLU - DC CONTROL COMMON
- GREEN - CHASSIS GROUND

* ALL CONTROL WIRES ARE BLUE EXCEPT WHERE NOTED. TO ELECTROMECHANICAL RELAY BOARD



REV	ECN	DATE
A	SP08061	10/08

-NOTICE-

THIS DRAWING IS PROPRIETARY AND SHALL NOT BE COPIED OR ITS CONTENTS DISCLOSED TO OUTSIDE PARTIES WITHOUT THE WRITTEN CONSENT OF THE TRANE COMPANY

DRN JNW
2/14/07

APR

NAME 208-600VOLT, 3C, MAIN DISC FUSIBLE, EMB1, FRAME A2-A3, DVDT, DUAL MTR

MODEL

PAGE 1 OF 2

SIZE A

DWG NO. 174U9283

THE TRANE COMPANY
 A DIVISION OF
 AMERICAN STANDARD INC.

REV	ECN	DATE
A	SP08066	10/08

CONTACT SEQUENCE CHART FOR S1
X INDICATES CONTACT CLOSED

CONTACT	POSITION	DRIVE	OFF	BYPASS	TEST
1-2		X			X
3-4				X	X
5-6		X			
7-8					X

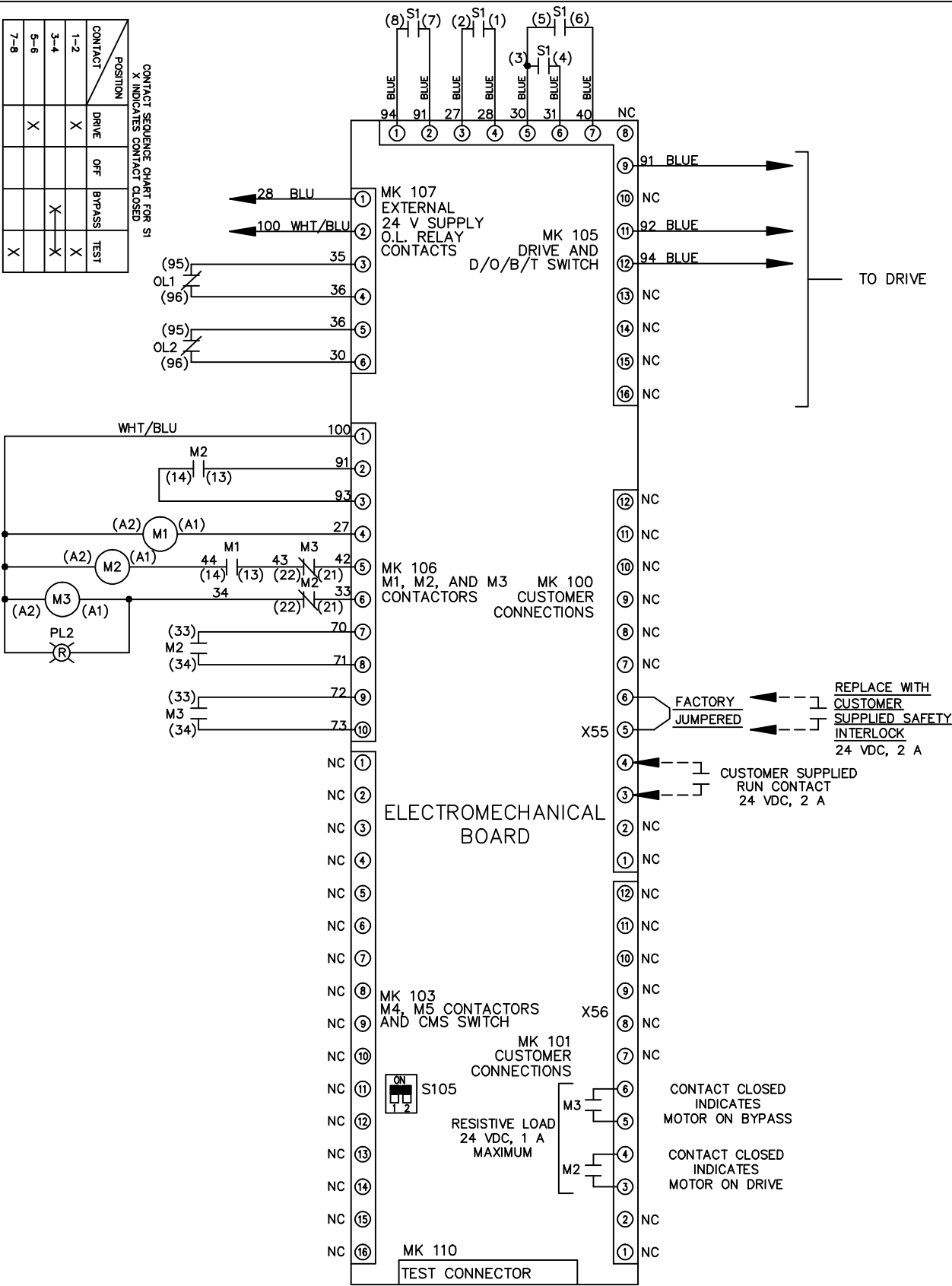
-NOTICE-
THIS DRAWING IS PROPRIETARY AND SHALL NOT
BE COPIED OR ITS CONTENTS DISCLOSED TO
OUTSIDE PARTIES WITHOUT THE WRITTEN
CONSENT OF THE TRANE COMPANY

DRN JNW
2/14/07
APR

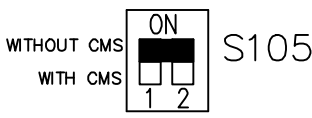
NAME 208-600VOLT, 3C, MAIN DISC
FUSIBLE, EMB1, FRAME A2-A3
, DVD1, DUAL MTR

PAGE 2 OF 2
SIZE A
DWG NO. 174U9283

THE TRANE COMPANY
A DIVISION OF
AMERICAN STANDARD INC.



FACTORY SETTING



CUSTOMER CONNECTIONS X55, X56
CLASS 2 POWER SOURCE
REQUIRED FOR FIELD CONNECTION
USE CLASS 1 CONDUCTORS
CONDUCTOR SIZE 28-14 AWG