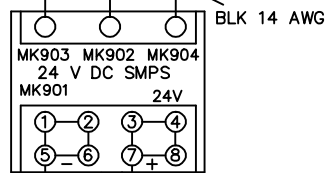
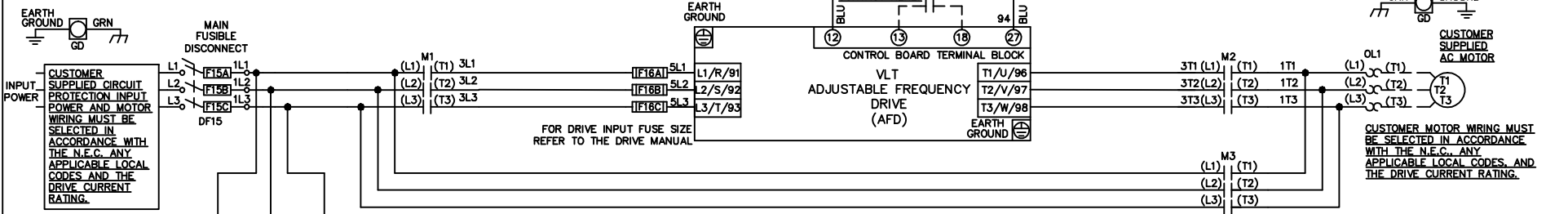


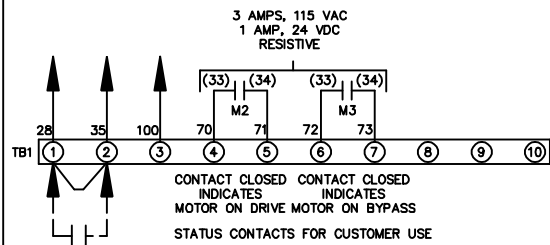
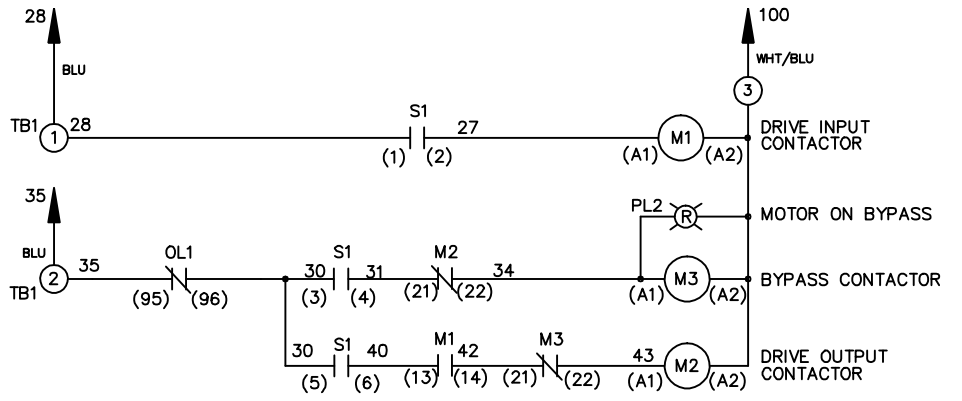
WIRE COLOR SCHEME
 BLACK - LINE VOLTAGE
 RED - AC CONTROL
 WHITE - AC GROUNDED
 CIRCUIT CONDUCTOR
 BLUE - DC CONTROL
 WHT/BLU - DC CONTROL COMMON
 GREEN - CHASSIS GROUND

* ALL CONTROL WIRES ARE BLUE EXCEPT WHERE NOTED.



CONTACT SEQUENCE CHART FOR S1
 X INDICATES CONTACT CLOSED

POSITION	DRIVE	OFF	BYPASS	TEST
1-2	X			X
3-4			X	X
5-6	X			
7-8				X



CUSTOMER SUPPLIED SAFETY INTERLOCK, FACTORY JUMPERED 24 VDC, 2 A

WARNING DO NOT CONNECT ANY EXTERNAL DEVICES TO 28, 35, AND 100

			-NOTICE-		DRNJNW 2/14/07		NAME 208-600VOLT, 3C, MAIN DISC FUSIBLE, EMB, FRAME A2-A3, NO REACTOR & DVDT, SINGLE MTR		THE TRANE COMPANY A DIVISION OF AMERICAN STANDARD INC.	
A	SP08061	10/08	THIS DRAWING IS PROPRIETARY AND SHALL NOT BE COPIED OR ITS CONTENTS DISCLOSED TO OUTSIDE PARTIES WITHOUT THE WRITTEN CONSENT OF THE TRANE COMPANY			APR	MODEL	PAGE 1 OF 1	SIZE A	DWG NO. 174U9304
REV	ECN	DATE								