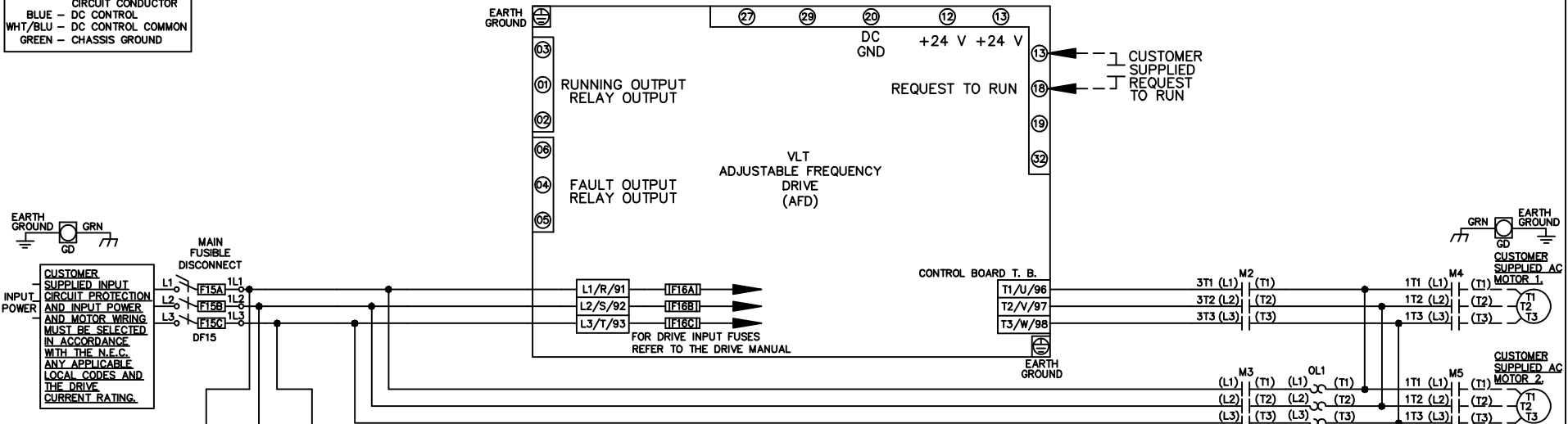
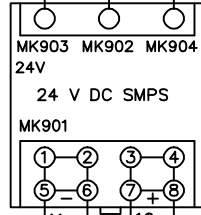


WIRE COLOR SCHEME
 BLACK - LINE VOLTAGE
 RED - AC CONTROL
 WHITE - AC GROUNDED
 CIRCUIT CONDUCTOR
 BLUE - DC CONTROL
 WHT/BLU - DC CONTROL COMMON
 GREEN - CHASSIS GROUND

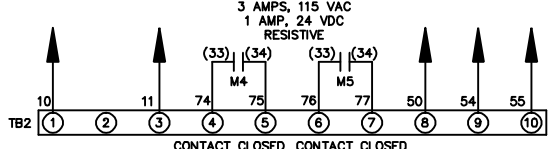


CUSTOMER SUPPLIED INPUT CIRCUIT PROTECTION AND INPUT POWER AND MOTOR WIRING MUST BE SELECTED IN ACCORDANCE WITH THE N.E.C. ANY APPLICABLE LOCAL CODES AND THE DRIVE CURRENT RATING.

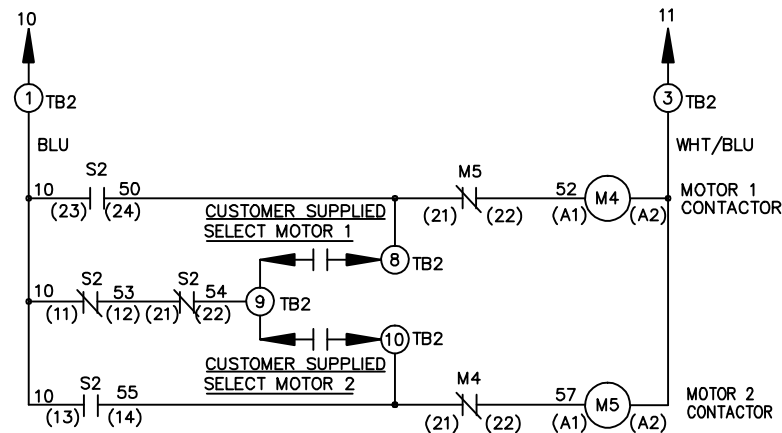
CUSTOMER MOTOR WIRING MUST BE SELECTED IN ACCORDANCE WITH THE N.E.C. ANY APPLICABLE LOCAL CODES AND THE DRIVE CURRENT RATING.



CONNECTS TO TB2 TERMINAL BLOCK



CONTACT CLOSED CONTACT CLOSED INDICATES MTR 1 SELECTED MTR 2 SELECTED STATUS CONTACTS FOR CUSTOMER USE



CONTACT SEQUENCE CHART FOR S2
X INDICATES CONTACT CLOSED

CONTACT	POSITION	MOTOR 1	AUTO	MOTOR 2
11-12		X	X	
13-14				X
21-22			X	X
23-24		X		

-NOTICE-

THIS DRAWING IS PROPRIETARY AND SHALL NOT BE COPIED OR ITS CONTENTS DISCLOSED TO OUTSIDE PARTIES WITHOUT THE WRITTEN CONSENT OF THE TRANE COMPANY

DRN JNW
2/14/07

NAME 208-600VOLT, 2C, MAIN DISC FUSIBLE, ECB, FRAME A5-B1, NO REACTOR & DVDT, CMS

THE TRANE COMPANY
A DIVISION OF AMERICAN STANDARD INC.

REV	ECN	DATE
A	SP08061	10/08

APR

MODEL

PAGE 1 OF 2

SIZE A

DWG NO.

174U9313

REV	A	ECN	DATE
	SP08066		10/08

THIS DRAWING IS PROPRIETARY AND SHALL NOT BE COPIED OR ITS CONTENTS DISCLOSED TO OUTSIDE PARTIES WITHOUT THE WRITTEN CONSENT OF THE TRANE COMPANY

-NOTICE-

CUSTOMER CONNECTIONS X56,X57,X59
 CLASS 2 POWER SOURCE
 REQUIRED FOR FIELD CONNECTION
 USE CLASS 1 CONDUCTORS
 CONDUCTOR SIZE 28-14 AWG

DRN JNW
 2/14/07
 APR

NAME 208-600VOLT,2C,MAIN DISC
 FUSIBLE,ECB,FRAME A5-B1
 ,NO REACTOR & DVDI,CMS

PAGE 2 OF 2

SIZE A

DWG NO.

174U9313

THE TRANE COMPANY
 A DIVISION OF
 AMERICAN STANDARD INC.

