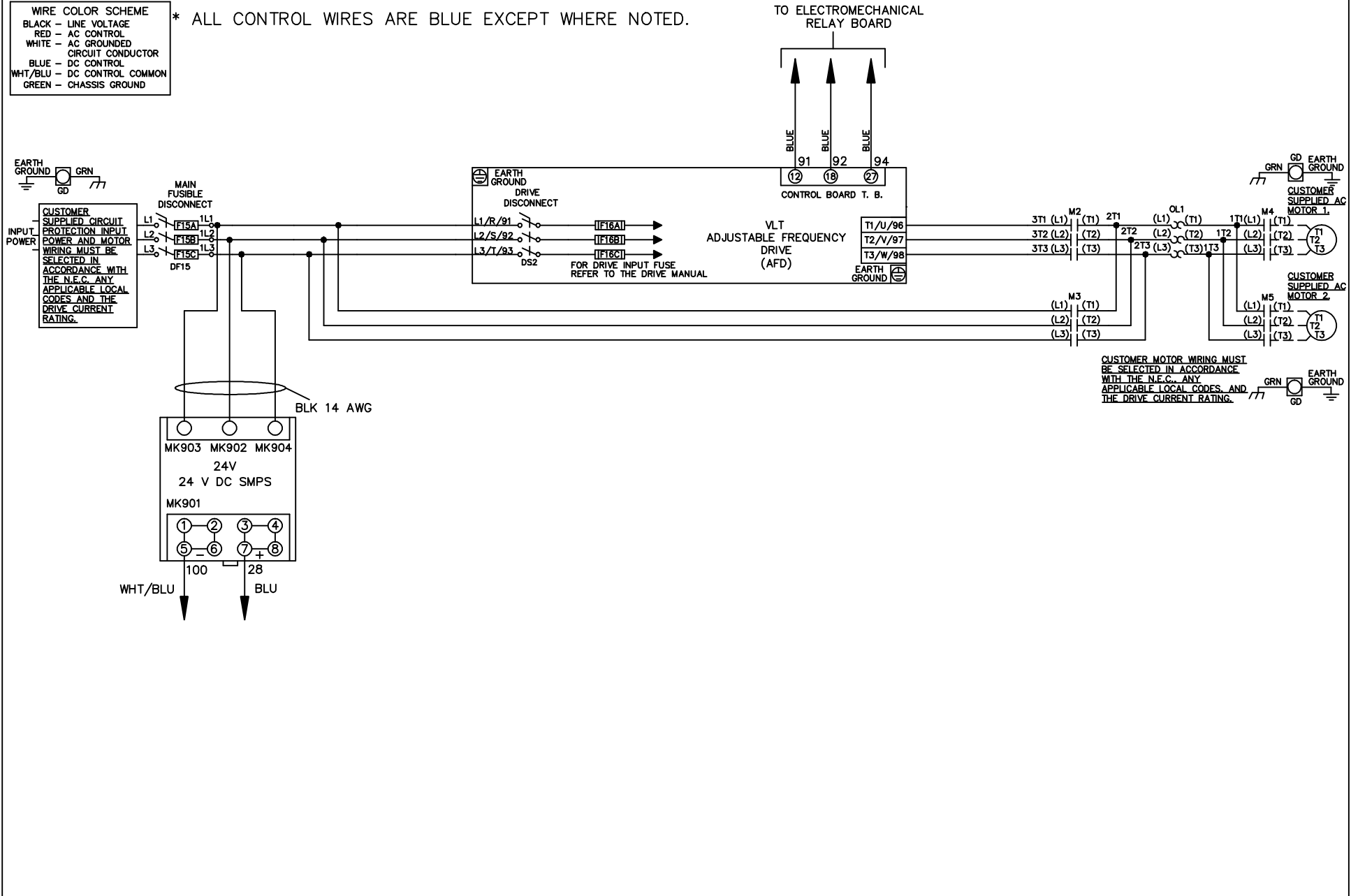


WIRE COLOR SCHEME  
 BLACK - LINE VOLTAGE  
 RED - AC CONTROL  
 WHITE - AC GROUNDED  
 CIRCUIT CONDUCTOR  
 BLUE - DC CONTROL  
 WHT/BLU - DC CONTROL COMMON  
 GREEN - CHASSIS GROUND

\* ALL CONTROL WIRES ARE BLUE EXCEPT WHERE NOTED.



CUSTOMER MOTOR WIRING MUST BE SELECTED IN ACCORDANCE WITH THE N.E.C. ANY APPLICABLE LOCAL CODES AND THE DRIVE CURRENT RATING.

			-NOTICE-		DRN JNW 2/14/07		NAME 208-600VOLT, 2C, MAIN&DRIVE DISC FUSIBLE, EMB1, FRAME A5-B1 , NO REACTOR & DVDT, CMS		THE TRANE COMPANY A DIVISION OF AMERICAN STANDARD INC.		
A	SP08061	10/08	THIS DRAWING IS PROPRIETARY AND SHALL NOT BE COPIED OR ITS CONTENTS DISCLOSED TO OUTSIDE PARTIES WITHOUT THE WRITTEN CONSENT OF THE TRANE COMPANY			APR	MODEL	PAGE 1 OF 2	SIZE A	DWG NO.	174U9355
REV	ECN	DATE									

REV	ECN	DATE
A	SP08066	10/08

THIS DRAWING IS PROPRIETARY AND SHALL NOT BE COPIED OR ITS CONTENTS DISCLOSED TO OUTSIDE PARTIES WITHOUT THE WRITTEN CONSENT OF THE TRANE COMPANY

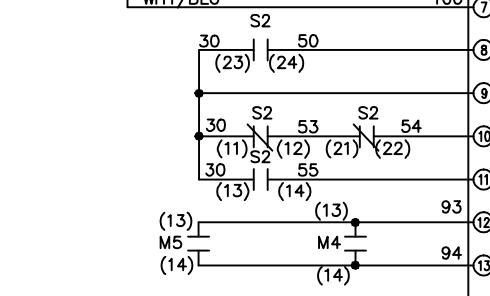
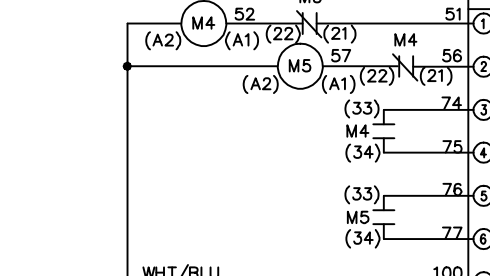
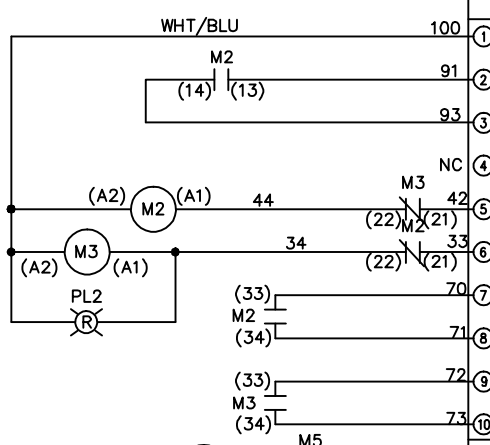
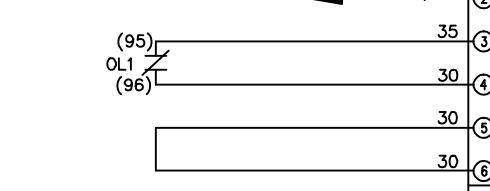
DRN JNW  
2/14/07  
APR

NAME 208-600VOLT, 2C, MAIN & DRIVE DISC  
FUSIBLE, EMB1, FRAME A5-B1  
NO REACTOR & DVDT, CMS

MODEL PAGE 2 OF 2 SIZE A DWG NO. 174U9355

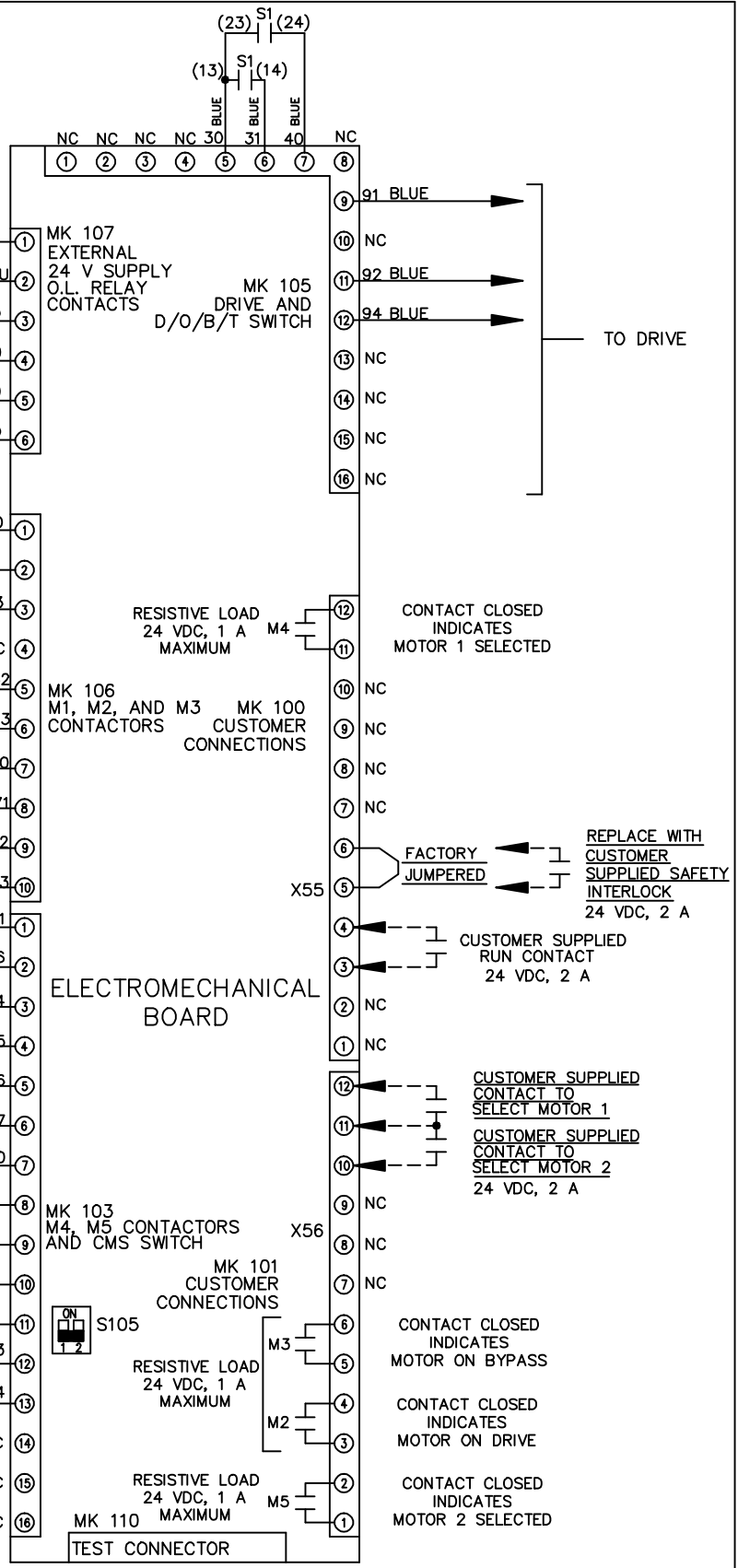
CONTACT SEQUENCE CHART FOR S1  
X INDICATES CONTACT CLOSED

CONTRACT POSITION	DRIVE	OFF	BYPASS
13-14			X
23-24	X		

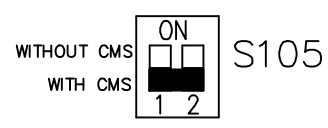


CONTACT SEQUENCE CHART FOR S2  
X INDICATES CONTACT CLOSED

CONTRACT POSITION	MOTOR 1	AUTO	MOTOR 2
11-12	X	X	
13-14			X
21-22		X	X
23-24	X		



FACTORY SETTING



CUSTOMER CONNECTIONS X55, X56  
CLASS 2 POWER SOURCE  
REQUIRED FOR FIELD CONNECTION  
USE CLASS 1 CONDUCTORS  
CONDUCTOR SIZE 28-14 AWG