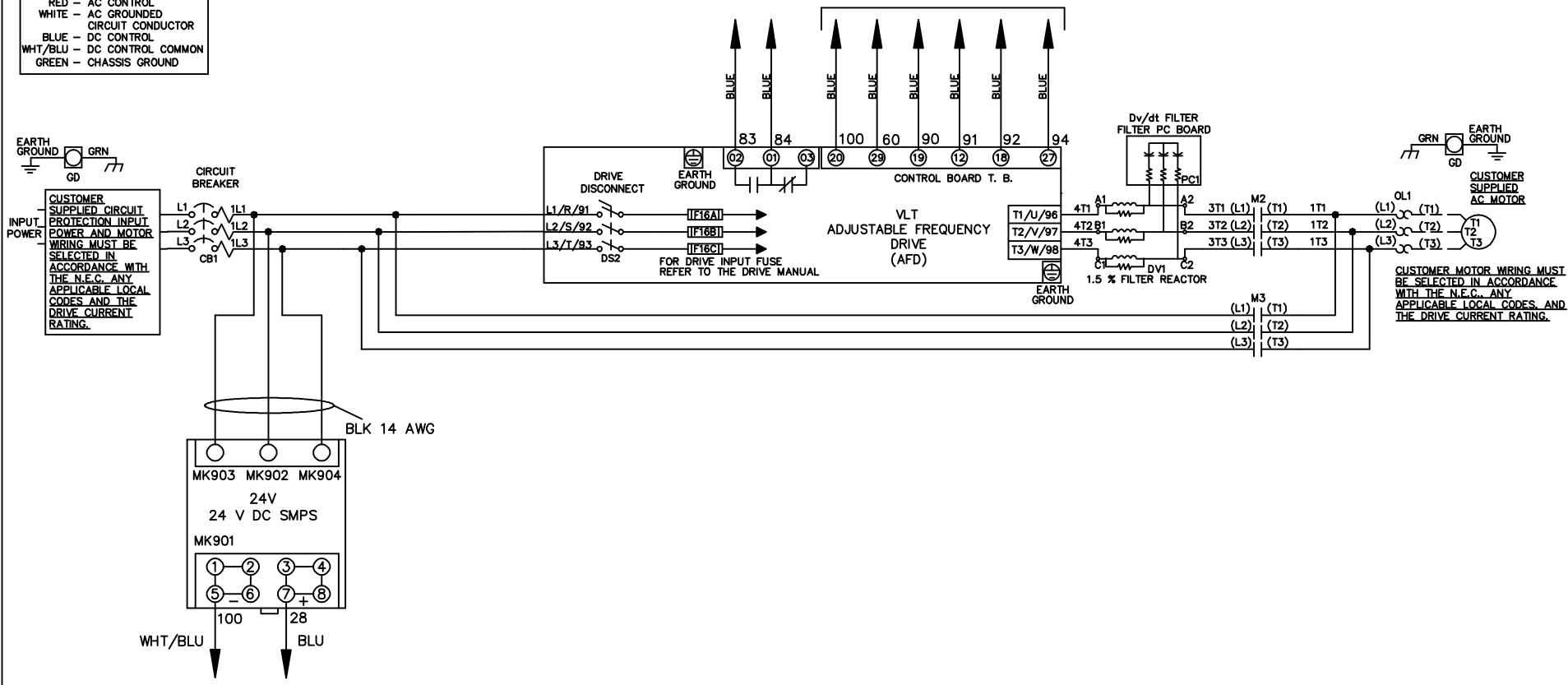


WIRE COLOR SCHEME
 BLACK - LINE VOLTAGE
 RED - AC CONTROL
 WHITE - AC GROUND
 CIRCUIT CONDUCTOR
 BLUE - DC CONTROL
 WHT/BLU - DC CONTROL COMMON
 GREEN - CHASSIS GROUND

* ALL CONTROL WIRES ARE BLUE EXCEPT WHERE NOTED. TO ELECTROMECHANICAL RELAY BOARD



REV	ECN	DATE
A	SP08061	10/08

- NOTICE -
 THIS DOCUMENT CONTAINS PROPRIETARY INFORMATION OF DANFOSS DRIVES. IT IS LOANED BY DANFOSS DRIVES SUBJECT TO THE CONDITIONS THAT IT AND THE INFORMATION EMBODIED THEREIN SHALL BE USED ONLY FOR RECORD AND REFERENCE PURPOSES, SHALL NOT BE USED OR CAUSED TO BE USED IN ANY WAY PREJUDICIAL TO THE INTERESTS OF DANFOSS DRIVES, SHALL NOT BE REPRODUCED OR COPIED IN WHOLE OR IN PART, OR DISCLOSED TO ANYONE WITHOUT THE DIRECT WRITTEN PERMISSION OF DANFOSS DRIVES AND SHALL BE RETURNED UPON REQUEST.

DRN JNW
 2/14/07
 APR

NAME 208-600VOLT, 2C, CB & DRIVE DISC
 ,DRIVE FUSE, EMB2, FRAME B2-C1
 ,DVDT, SINGLE MTR
 MODEL

Danfoss
 PAGE 1 OF 2
 SIZE A
 DWG NO. 174U9482

REV	A	ECN		DATE	10/08
	SP08066				

THIS DOCUMENT CONTAINS PROPRIETARY INFORMATION OF DANFOSS DRIVES. IT IS LOANED BY DANFOSS DRIVES SUBJECT TO THE CONDITIONS THAT IT AND THE INFORMATION EMBODIED THEREIN SHALL BE USED ONLY FOR RECORD AND REFERENCE PURPOSES. SHALL NOT BE USED OR CAUSED TO BE USED IN ANY WAY PREJUDICIAL TO THE INTERESTS OF DANFOSS DRIVES. SHALL NOT BE REPRODUCED OR COPIED IN WHOLE OR IN PART, OR DISCLOSED TO ANYONE WITHOUT THE DIRECT WRITTEN PERMISSION OF DANFOSS DRIVES AND SHALL BE RETURNED UPON REQUEST.

DRN	JNW
APR	2/14/07

NAME 208-600VOLT, 2C, CB & DRIVE DISC
 DRIVE FUSE, EMB2, FRAME B2-C1
 , DVDT, SINGLE MTR

MODEL

PAGE 2 OF 2

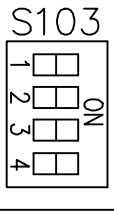

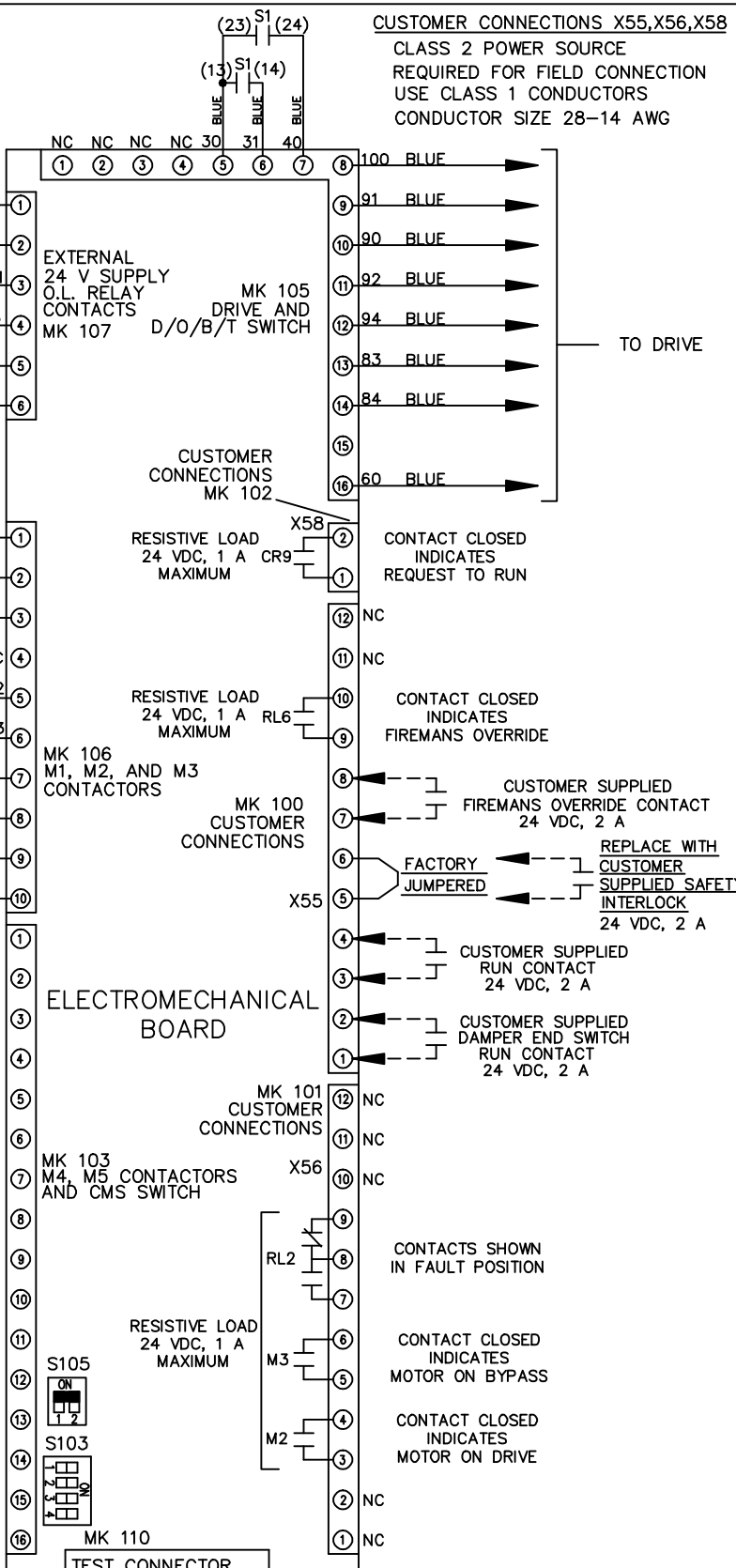
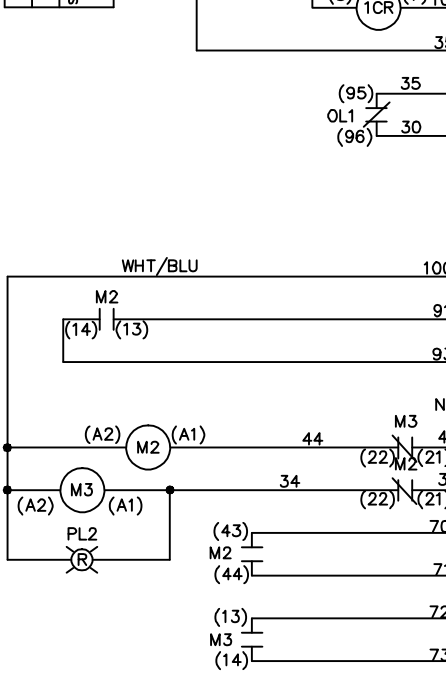
SIZE A

DWG NO. 174U9482



CONTACT SEQUENCE CHART FOR S1
 X INDICATES CONTACT CLOSED

POSITION	DRIVE	OFF	BYPASS
13-14			X
23-24	X		



- CONTACT CLOSED INDICATES REQUEST TO RUN
- CONTACT CLOSED INDICATES FIREMANS OVERRIDE
- CUSTOMER SUPPLIED FIREMANS OVERRIDE CONTACT 24 VDC, 2 A
- REPLACE WITH CUSTOMER SUPPLIED SAFETY INTERLOCK 24 VDC, 2 A
- CUSTOMER SUPPLIED RUN CONTACT 24 VDC, 2 A
- CUSTOMER SUPPLIED DAMPER END SWITCH RUN CONTACT 24 VDC, 2 A
- CONTACTS SHOWN IN FAULT POSITION
- CONTACT CLOSED INDICATES MOTOR ON BYPASS
- CONTACT CLOSED INDICATES MOTOR ON DRIVE
- ONLY # 1 ON 30 SECONDS
- ONLY # 2 ON 60 SEC.
- ONLY # 3 ON 300 SEC
- ALL ON 15 SEC.
- ALL OFF NO AUTO BYPASS (FACTORY DEFAULT)