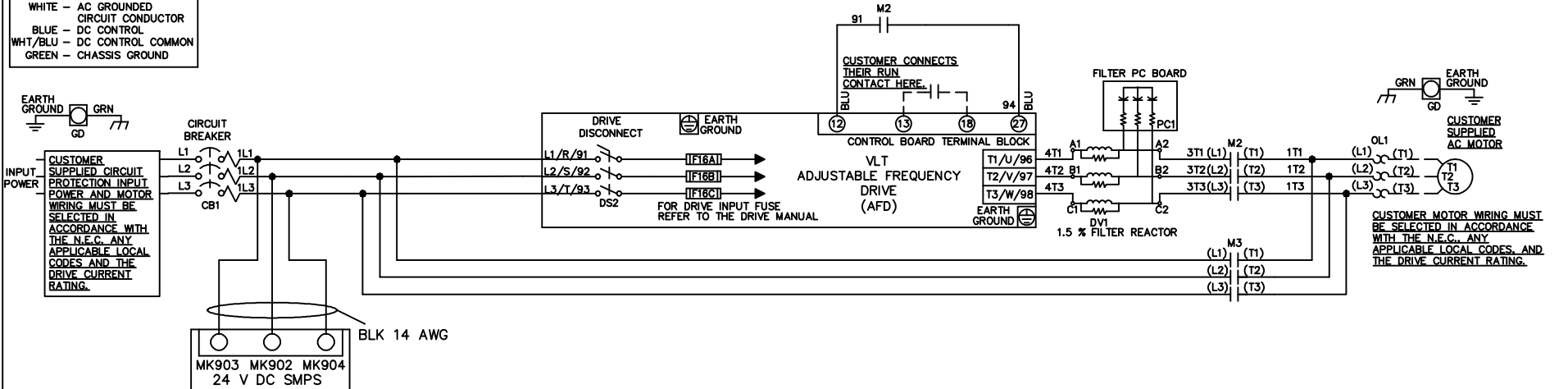


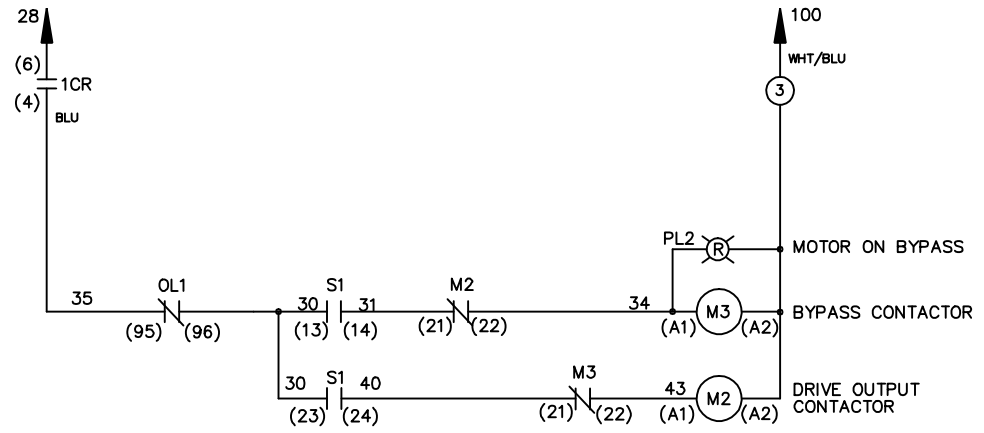
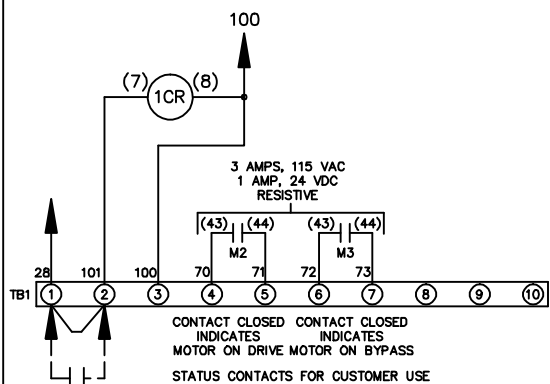
**WIRE COLOR SCHEME**  
 BLACK - LINE VOLTAGE  
 RED - AC CONTROL  
 WHITE - AC GROUNDED  
 CIRCUIT CONDUCTOR  
 BLUE - DC CONTROL  
 WHT/BLU - DC CONTROL COMMON  
 GREEN - CHASSIS GROUND

\* ALL CONTROL WIRES ARE BLUE EXCEPT WHERE NOTED.



CONTACT SEQUENCE CHART FOR S1  
 X INDICATES CONTACT CLOSED

| POSITION      | DRIVE | OFF | BYPASS |
|---------------|-------|-----|--------|
| CONTACT 13-14 |       |     | X      |
| CONTACT 23-24 | X     |     |        |



CUSTOMER SUPPLIED SAFETY INTERLOCK, FACTORY JUMPERED 24 VDC, 2 A

WARNING DO NOT CONNECT ANY EXTERNAL DEVICES TO 28, 101, AND 100

|     |         |       |                                                                                                                                                                                                                                                                                                                                                                                                                                                                                                           |  |                   |     |                                                                                       |             |        |                  |
|-----|---------|-------|-----------------------------------------------------------------------------------------------------------------------------------------------------------------------------------------------------------------------------------------------------------------------------------------------------------------------------------------------------------------------------------------------------------------------------------------------------------------------------------------------------------|--|-------------------|-----|---------------------------------------------------------------------------------------|-------------|--------|------------------|
|     |         |       | - NOTICE -                                                                                                                                                                                                                                                                                                                                                                                                                                                                                                |  | DRNJNW<br>2/14/07 |     | NAME208-600VOLT,2C,CB & DRIVE DISC<br>,DRIVE FUSE,EMB,FRAME B2-C1<br>,DVDT,SINGLE MTR |             |        |                  |
| A   | SP08061 | 10/08 | THIS DOCUMENT CONTAINS PROPRIETARY INFORMATION OF DANFOSS DRIVES. IT IS LOANED BY DANFOSS DRIVES SUBJECT TO THE CONDITIONS THAT IT AND THE INFORMATION EMBODIED THEREIN SHALL BE USED ONLY FOR RECORD AND REFERENCE PURPOSES, SHALL NOT BE USED OR CAUSED TO BE USED IN ANY WAY PREJUDICIAL TO THE INTERESTS OF DANFOSS DRIVES, SHALL NOT BE REPRODUCED OR COPIED IN WHOLE OR IN PART, OR DISCLOSED TO ANYONE WITHOUT THE DIRECT WRITTEN PERMISSION OF DANFOSS DRIVES AND SHALL BE RETURNED UPON REQUEST. |  |                   | APR | MODEL                                                                                 | PAGE 1 OF 1 | SIZE A | DWG NO. 174U9484 |
| REV | ECN     | DATE  |                                                                                                                                                                                                                                                                                                                                                                                                                                                                                                           |  |                   |     |                                                                                       |             |        |                  |