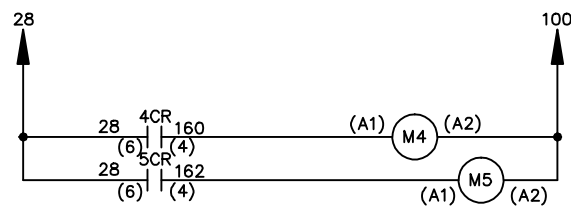
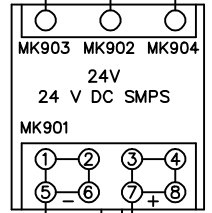
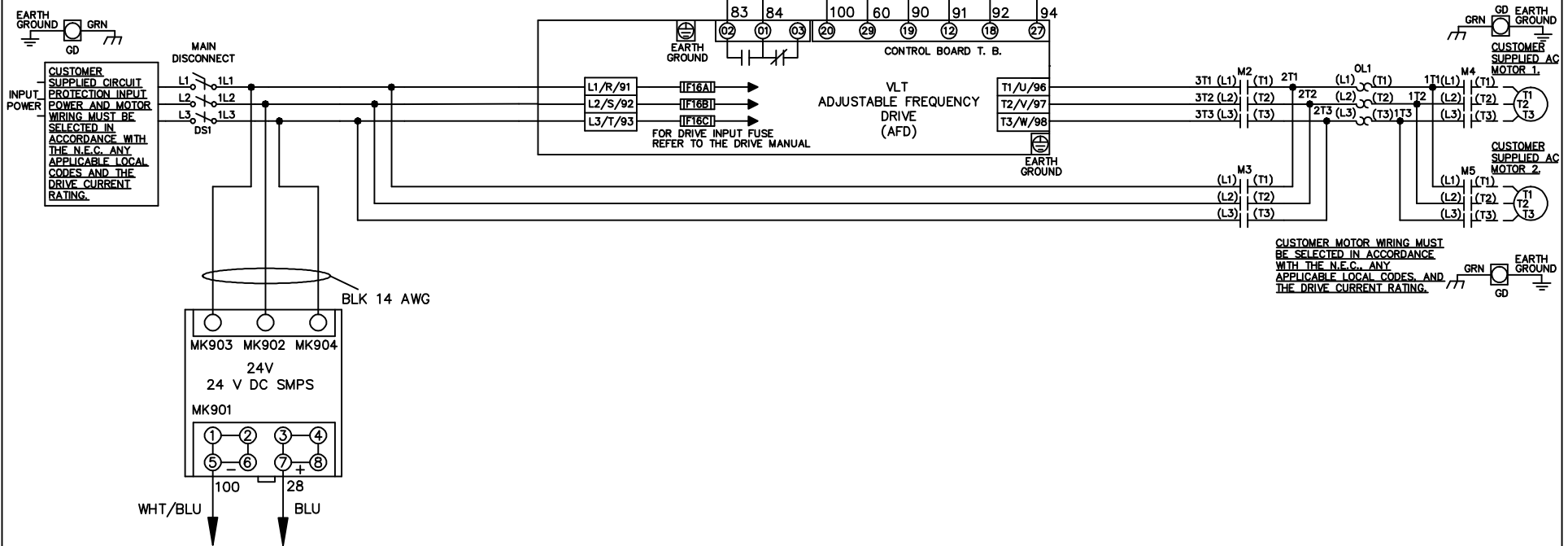


**WIRE COLOR SCHEME**  
 BLACK - LINE VOLTAGE  
 RED - AC CONTROL  
 WHITE - AC GROUND  
 CIRCUIT CONDUCTOR  
 BLUE - DC CONTROL  
 WHT/BLU - DC CONTROL COMMON  
 GREEN - CHASSIS GROUND

\* ALL CONTROL WIRES ARE BLUE EXCEPT WHERE NOTED. TO ELECTROMECHANICAL RELAY BOARD



**CUSTOMER MOTOR WIRING MUST BE SELECTED IN ACCORDANCE WITH THE N.E.C. ANY APPLICABLE LOCAL CODES AND THE DRIVE CURRENT RATING.**

			- NOTICE -		DRN JNW 2/14/07		NAME 208-600VOLT,2C,MAIN DISC ,DRIVE FUSE,EMB2,FRAME B2-C1 ,NO REACTOR & DVDT,CMS		<i>Danfoss</i>	
A	SP08061	10/08	THIS DOCUMENT CONTAINS PROPRIETARY INFORMATION OF DANFOSS DRIVES. IT IS LOANED BY DANFOSS DRIVES SUBJECT TO THE CONDITIONS THAT IT AND THE INFORMATION EMBODIED THEREIN SHALL BE USED ONLY FOR RECORD AND REFERENCE PURPOSES, SHALL NOT BE USED OR CAUSED TO BE USED IN ANY WAY PREJUDICIAL TO THE INTERESTS OF DANFOSS DRIVES, SHALL NOT BE REPRODUCED OR COPIED IN WHOLE OR IN PART, OR DISCLOSED TO ANYONE WITHOUT THE DIRECT WRITTEN PERMISSION OF DANFOSS DRIVES AND SHALL BE RETURNED UPON REQUEST.			APR	MODEL	PAGE 1 OF 2	SIZE A	DWG NO. 174U9502
REV	ECN	DATE								

REV	A	ECN	SP08066	DATE	10/08
-----	---	-----	---------	------	-------

THIS DOCUMENT CONTAINS PROPRIETARY INFORMATION OF DANFOSS DRIVES. IT IS LOANED BY DANFOSS DRIVES SUBJECT TO THE CONDITIONS THAT IT AND THE INFORMATION EMBODIED THEREIN SHALL BE USED ONLY FOR RECORD AND REFERENCE PURPOSES. SHALL NOT BE USED OR CAUSED TO BE USED IN ANY WAY PREJUDICIAL TO THE INTERESTS OF DANFOSS DRIVES. SHALL NOT BE REPRODUCED OR COPIED IN WHOLE OR IN PART, OR DISCLOSED TO ANYONE WITHOUT THE DIRECT WRITTEN PERMISSION OF DANFOSS DRIVES AND SHALL BE RETURNED UPON REQUEST.

DRN JUNW  
2/14/07

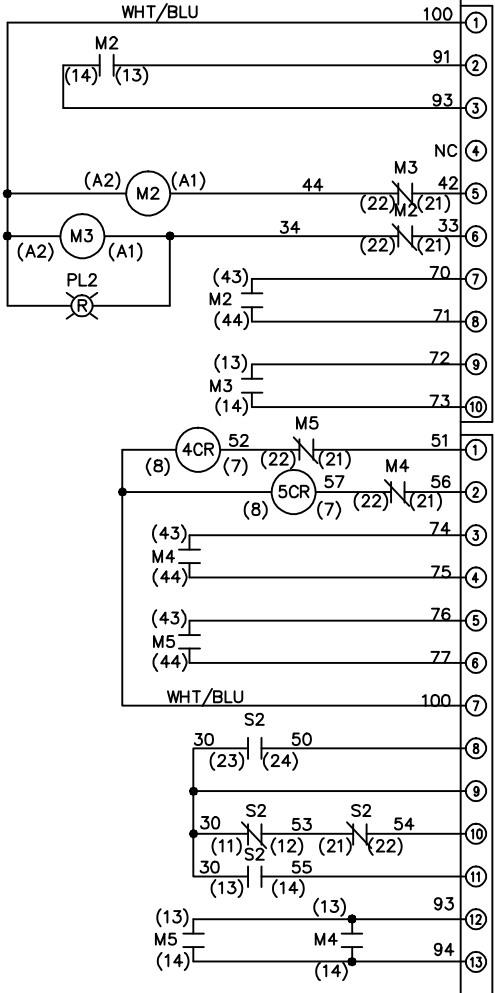
NAME 208-600VOLT, 2C, MAIN DISC  
DRIVE FUSE, EMB2, FRAME B2-C1  
NO REACTOR & DVDI, CMS

PAGE 2 OF 2  
SIZE A  
DWG NO. 174U9502



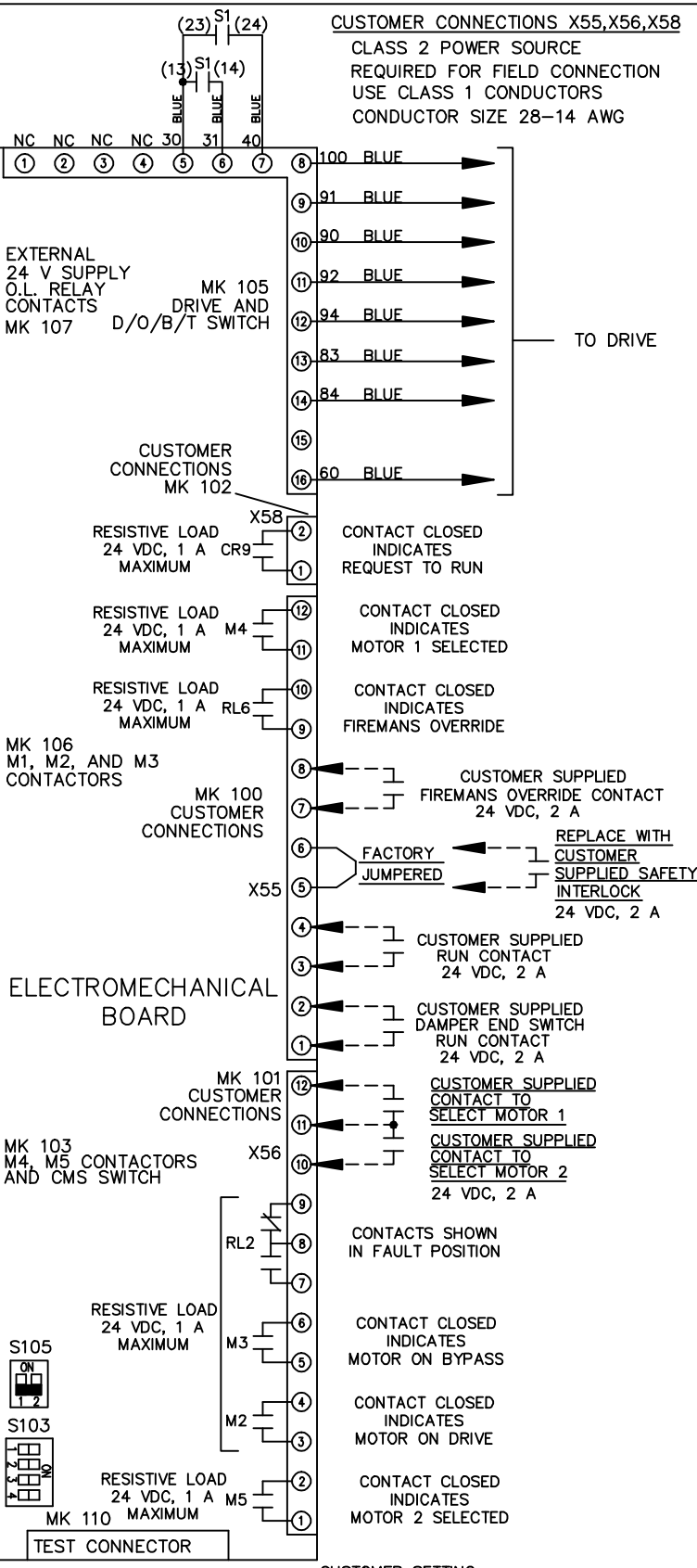
CONTACT SEQUENCE CHART FOR S1  
X INDICATES CONTACT CLOSED

POSITION	CONTACT
DRIVE	13-14
OFF	23-24
BYPASS	23-24



CONTACT SEQUENCE CHART FOR S2  
X INDICATES CONTACT CLOSED

POSITION	CONTACT
MOTOR 1	11-12
AUTO	13-14
MOTOR 2	21-22
	23-24



ELECTROMECHANICAL BOARD

TEST CONNECTOR

FACTORY SETTING

WITHOUT CMS  
WITH CMS

S105

S103

CUSTOMER SETTING  
AUTOMATIC BYPASS TIME SELECT

- ONLY # 1 ON 30 SECONDS
- ONLY # 2 ON 60 SEC.
- ONLY # 3 ON 300 SEC
- ALL ON 15 SEC.
- ALL OFF NO AUTO BYPASS (FACTORY DEFAULT)