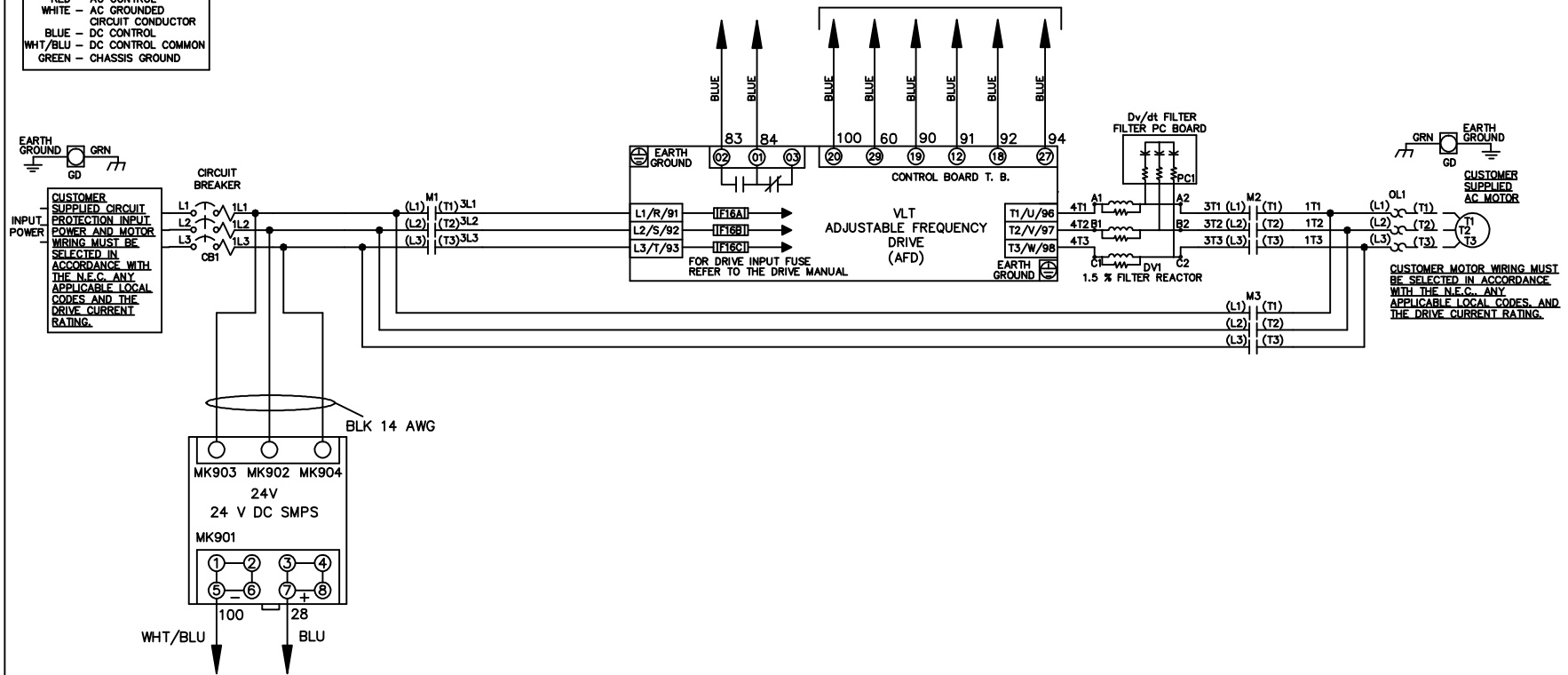


WIRE COLOR SCHEME
 BLACK - LINE VOLTAGE
 RED - AC CONTROL
 WHITE - AC GROUNDED
 WHITE - CIRCUIT CONDUCTOR
 BLUE - DC CONTROL
 WHT/BLU - DC CONTROL COMMON
 GREEN - CHASSIS GROUND

* ALL CONTROL WIRES ARE BLUE EXCEPT WHERE NOTED. TO ELECTROMECHANICAL RELAY BOARD



REV	ECN	DATE
A	SP08061	10/08

- NOTICE -

THIS DOCUMENT CONTAINS PROPRIETARY INFORMATION OF DANFOSS DRIVES. IT IS LOANED BY DANFOSS DRIVES SUBJECT TO THE CONDITIONS THAT IT AND THE INFORMATION EMBODIED THEREIN SHALL BE USED ONLY FOR RECORD AND REFERENCE PURPOSES, SHALL NOT BE USED OR CAUSED TO BE USED IN ANY WAY PREJUDICIAL TO THE INTERESTS OF DANFOSS DRIVES, SHALL NOT BE REPRODUCED OR COPIED IN WHOLE OR IN PART, OR DISCLOSED TO ANYONE WITHOUT THE DIRECT WRITTEN PERMISSION OF DANFOSS DRIVES AND SHALL BE RETURNED UPON REQUEST.

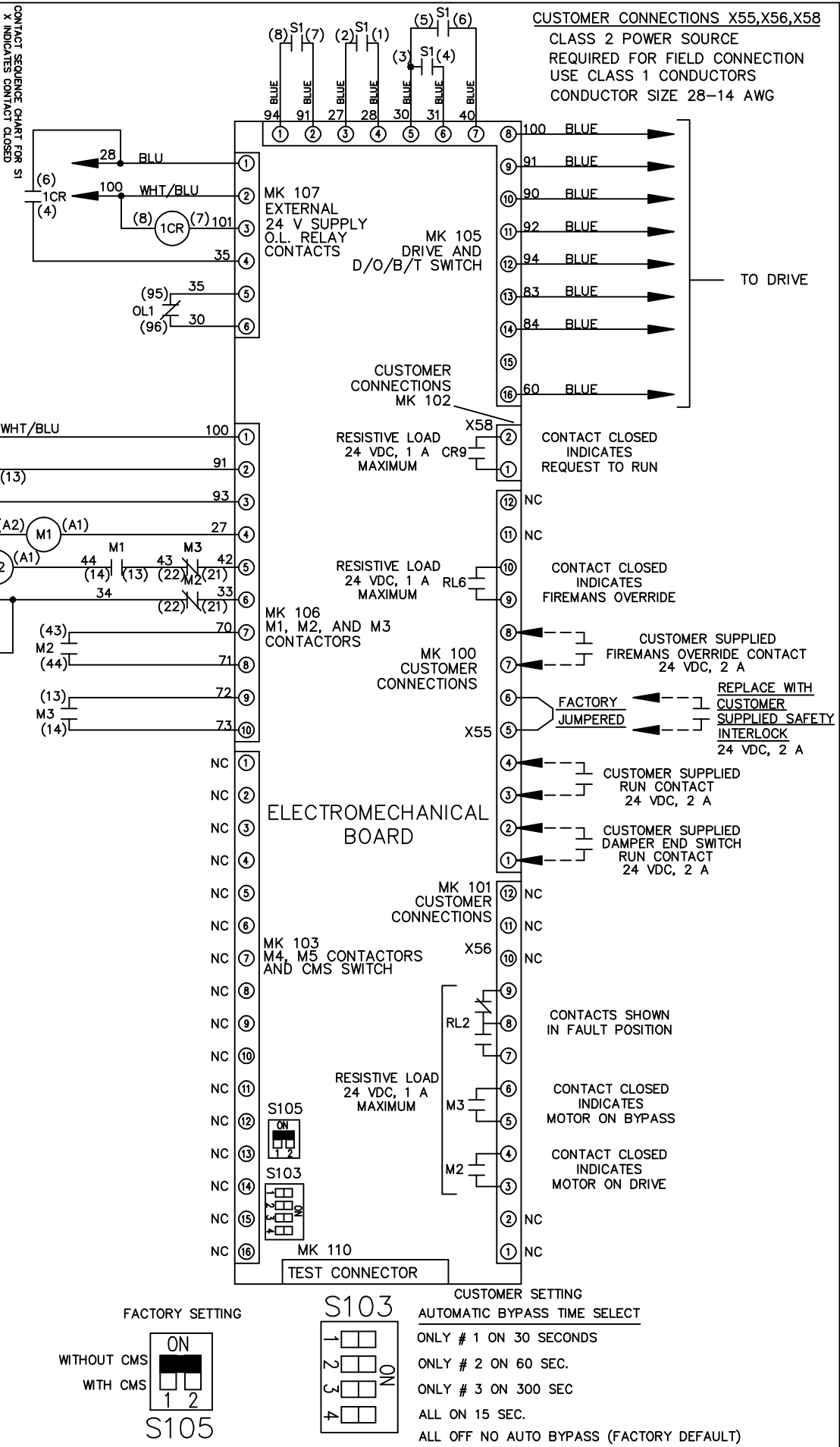
DRN JNW 2/14/07	NAME 208-600VOLT,3C,CB ,DRIVE FUSE,EMB2,FRAME B2-C1 ,DVDT,SINGLE MTR
APR	MODEL


 DWG NO. 174U9657

REV	ECN	DATE	DRN	JNW	MODEL	PAGE	OF	SIZE	DWG
A	SP08066	10/08	APR	2/14/07	NAME 208-600VOLT, 3C, CB , DRIVE FUSE, EMB2, FRAME B2-C1 , DVDT, SINGLE MTR	2	OF 2	A	174U9657

CONTACT SEQUENCE CHART FOR S1
X INDICATES CONTACT CLOSED


CONTACT	POSITION	DRIVE	OFF	BYPASS	TEST
1-2		X			X
3-4			X		X
5-6		X			X
7-8				X	



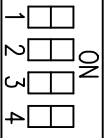
CUSTOMER CONNECTIONS X55, X56, X58
CLASS 2 POWER SOURCE
REQUIRED FOR FIELD CONNECTION
USE CLASS 1 CONDUCTORS
CONDUCTOR SIZE 28-14 AWG

ELECTROMECHANICAL BOARD

FACTORY SETTING



S103



CUSTOMER SETTING
AUTOMATIC BYPASS TIME SELECT
ONLY # 1 ON 30 SECONDS
ONLY # 2 ON 60 SEC.
ONLY # 3 ON 300 SEC.
ALL ON 15 SEC.
ALL OFF NO AUTO BYPASS (FACTORY DEFAULT)