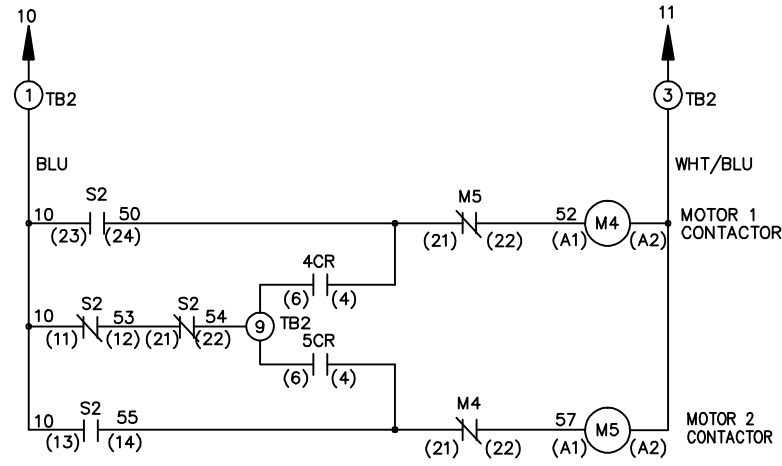
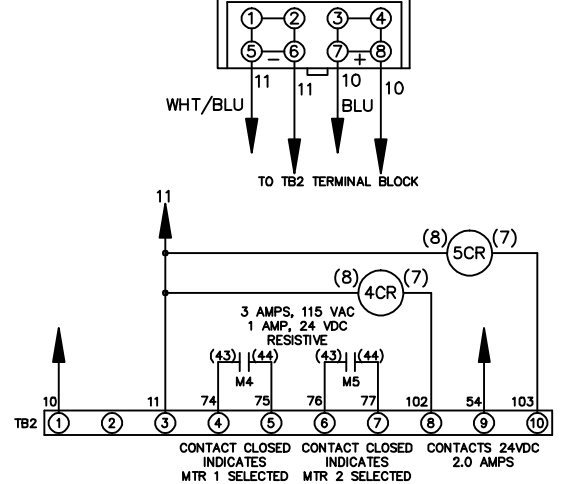
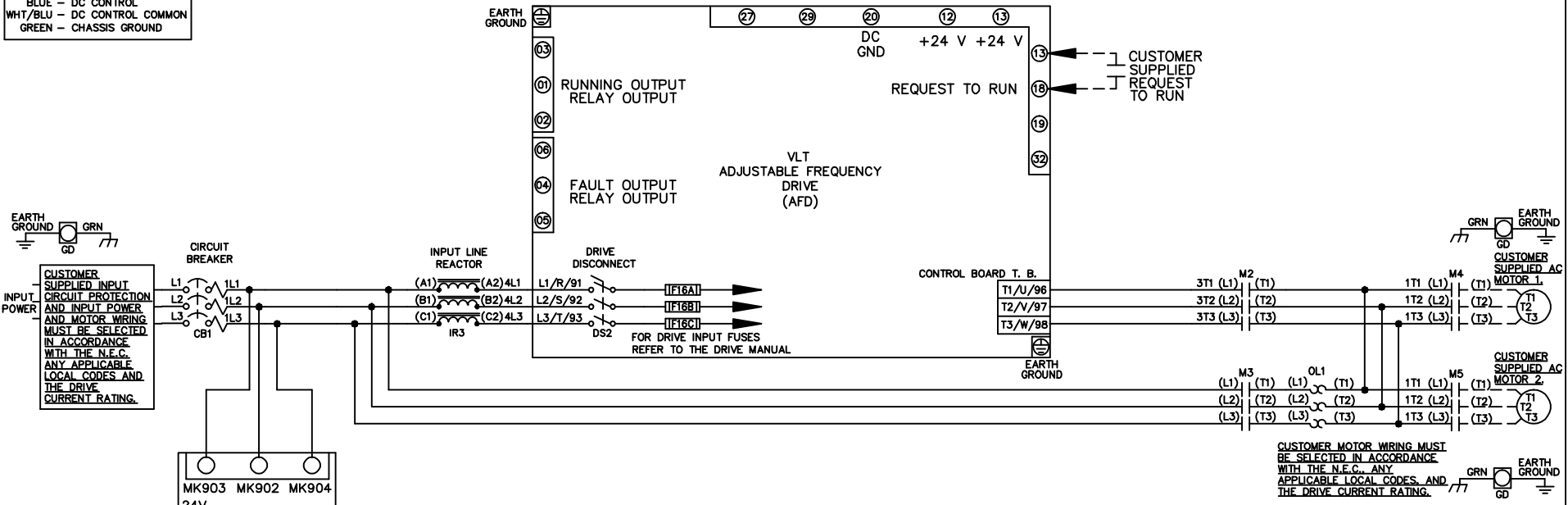


WIRE COLOR SCHEME
 BLACK - LINE VOLTAGE
 RED - AC CONTROL
 WHITE - AC GROUNDED
 CIRCUIT CONDUCTOR
 BLUE - DC CONTROL
 WHT/BLU - DC CONTROL COMMON
 GREEN - CHASSIS GROUND



CONTACT SEQUENCE CHART FOR S2
 X INDICATES CONTACT CLOSED

CONTACT	POSITION	MOTOR 1	AUTO	MOTOR 2
11-12		X	X	
13-14				X
21-22			X	X
23-24		X		

-NOTICE-			DRN JNW 2/14/07	NAME 208-600VOLT, 2C, CB & DRIVE DISC , DRIVE FUSE, ECB, FRAME B2-C1 , REACTOR, CMS		THE TRANE COMPANY A DIVISION OF AMERICAN STANDARD INC.	
THIS DRAWING IS PROPRIETARY AND SHALL NOT BE COPIED OR ITS CONTENTS DISCLOSED TO OUTSIDE PARTIES WITHOUT THE WRITTEN CONSENT OF THE TRANE COMPANY							
A	SP08061	10/08	APR	MODEL	PAGE 1 OF 2	SIZE A	DWG NO. 174U9784
REV	ECN	DATE					

REV	A	ECN	SP08066	DATE	10/08
-----	---	-----	---------	------	-------

-NOTICE-
 THIS DRAWING IS PROPRIETARY AND SHALL NOT BE COPIED OR ITS CONTENTS DISCLOSED TO OUTSIDE PARTIES WITHOUT THE WRITTEN CONSENT OF THE TRANE COMPANY

DRN JNW
 2/14/07
 APR

NAME 208-600VOLT, 2C,CB & DRIVE DISC
 , DRIVE FUSE, ECB, FRAME B2-C1
 , REACTOR, CMS
 MODEL
 PAGE 2 OF 2
 SIZE A
 DWG NO. 174U9784

THE TRANE COMPANY
 A DIVISION OF
 AMERICAN STANDARD INC.

CUSTOMER CONNECTIONS X56, X57, X59

CLASS 2 POWER SOURCE
 REQUIRED FOR FIELD CONNECTION
 USE CLASS 1 CONDUCTORS
 CONDUCTOR SIZE 28-14 AWG

