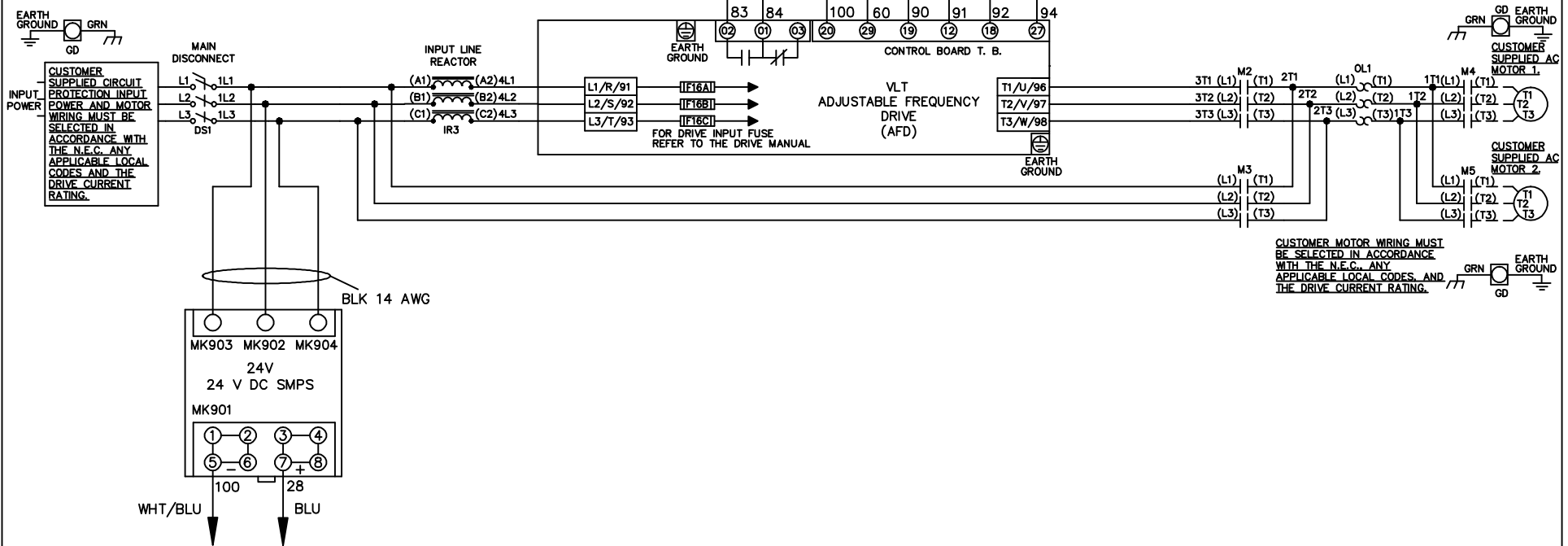
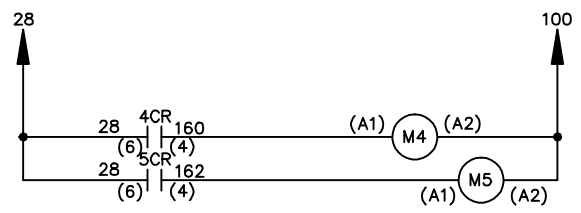


WIRE COLOR SCHEME
 BLACK - LINE VOLTAGE
 RED - AC CONTROL
 WHITE - AC GROUND
 CIRCUIT CONDUCTOR
 BLUE - DC CONTROL
 WHT/BLU - DC CONTROL COMMON
 GREEN - CHASSIS GROUND

* ALL CONTROL WIRES ARE BLUE EXCEPT WHERE NOTED. TO ELECTROMECHANICAL RELAY BOARD



CUSTOMER MOTOR WIRING MUST BE SELECTED IN ACCORDANCE WITH THE N.E.C. ANY APPLICABLE LOCAL CODES AND THE DRIVE CURRENT RATING.



			-NOTICE-		DRN JNW		NAME 208-600VOLT,2C,MAIN DISC		THE TRANE COMPANY A DIVISION OF AMERICAN STANDARD INC.	
			THIS DRAWING IS PROPRIETARY AND SHALL NOT BE COPIED OR ITS CONTENTS DISCLOSED TO OUTSIDE PARTIES WITHOUT THE WRITTEN CONSENT OF THE TRANE COMPANY		2/14/07		,DRIVE FUSE,EMB2,FRAME B2-C1 ,REACTOR,CMS			
A	SP08061	10/08			APR	MODEL	PAGE 1 OF 2	SIZE A	DWG NO.	174U9813
REV	ECN	DATE								

REV	A	ECN	SP08066	DATE	10/08
-----	---	-----	---------	------	-------

CONTACT SEQUENCE CHART FOR S1		POSITION
CONTACT		
DRIVE		X
OFF		
BYPASS		X
23-24		

X INDICATES CONTACT CLOSED

THIS DRAWING IS PROPRIETARY AND SHALL NOT BE COPIED OR ITS CONTENTS DISCLOSED TO OUTSIDE PARTIES WITHOUT THE WRITTEN CONSENT OF THE TRANE COMPANY

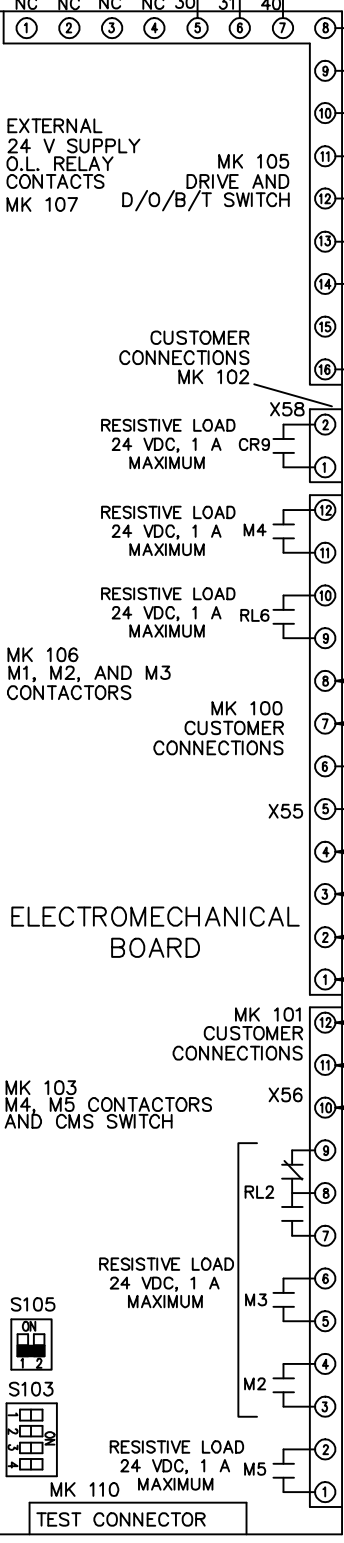
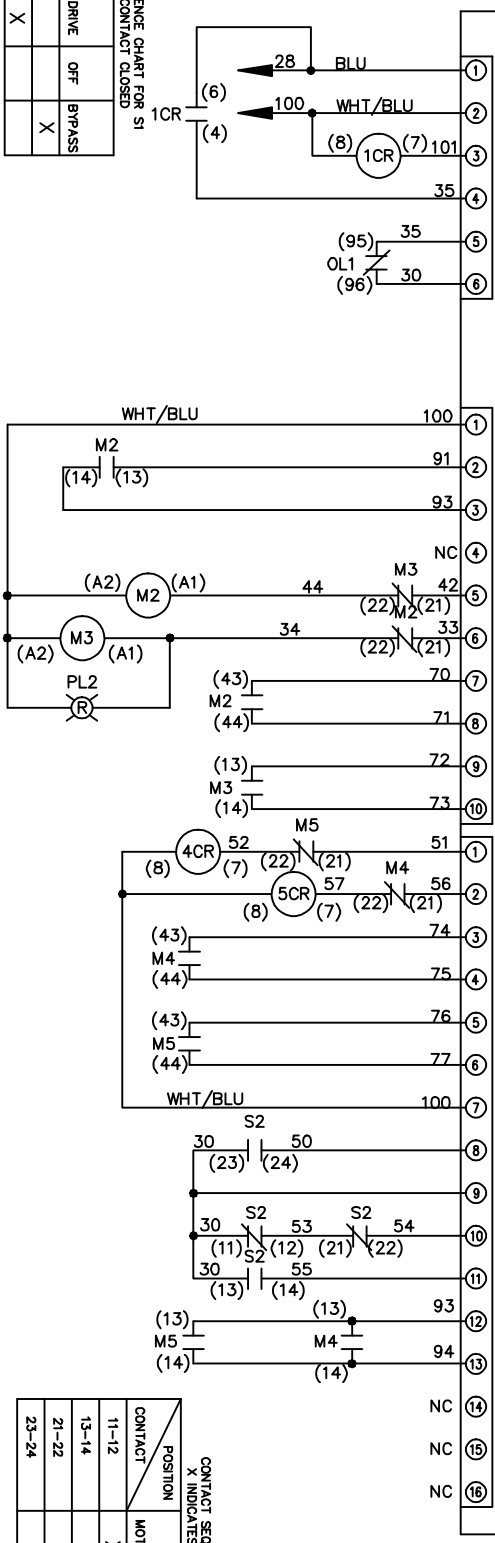
DRN JNW
2/14/07
APR

NAME 208-600VOLT, 2C, MAIN DISC
DRIVE FUSE, EMB2, FRAME B2-C1
REACTOR, CMS

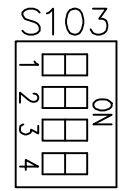
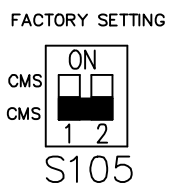
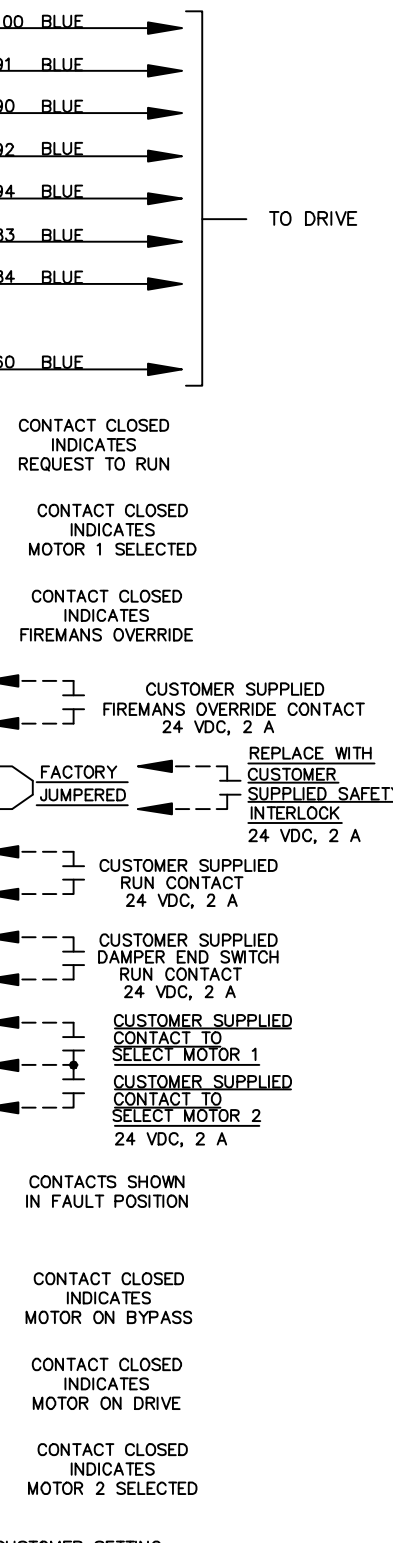
MODEL
PAGE 2 OF 2
SIZE A
DWG NO. 174U9813

CONTACT SEQUENCE CHART FOR S2		POSITION
CONTACT		
MOTOR 1		X
AUTO		X
MOTOR 2		X
21-22		
23-24		X

X INDICATES CONTACT CLOSED



CUSTOMER CONNECTIONS X55, X56, X58
CLASS 2 POWER SOURCE
REQUIRED FOR FIELD CONNECTION
USE CLASS 1 CONDUCTORS
CONDUCTOR SIZE 28-14 AWG



ONLY # 1 ON 30 SECONDS
ONLY # 2 ON 60 SEC.
ONLY # 3 ON 300 SEC
ALL ON 15 SEC.
ALL OFF NO AUTO BYPASS (FACTORY DEFAULT)

-NOTICE-

THE TRANE COMPANY
A DIVISION OF
AMERICAN STANDARD INC.