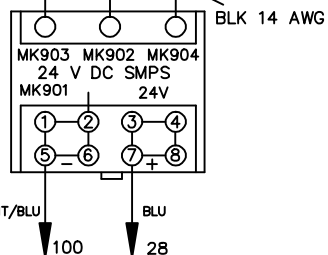
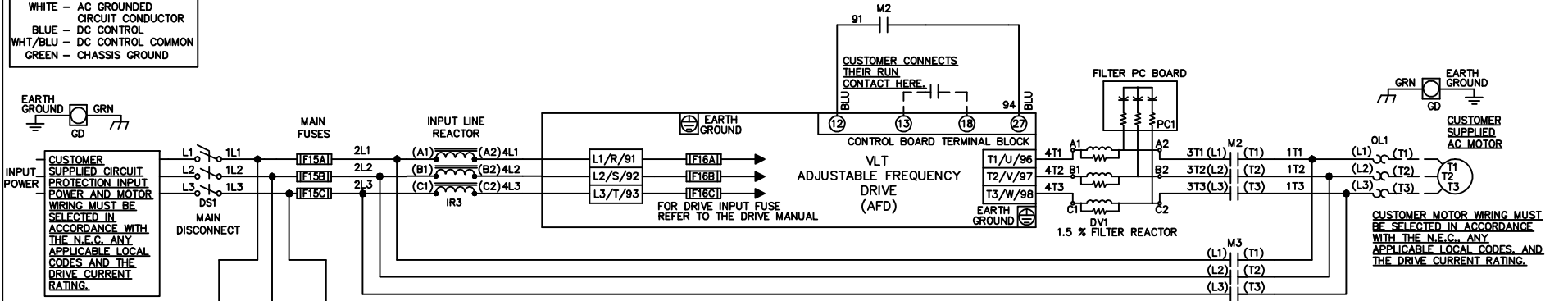


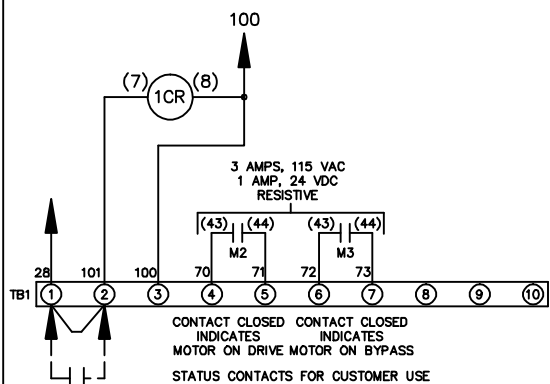
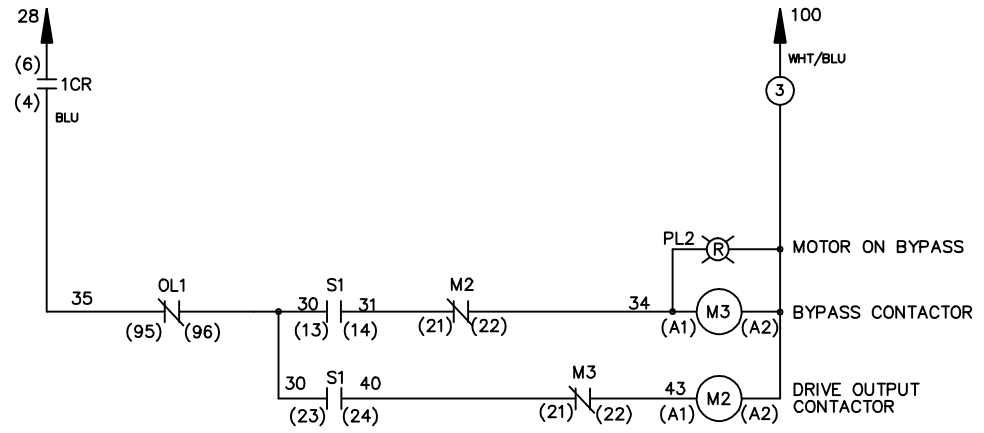
WIRE COLOR SCHEME  
 BLACK - LINE VOLTAGE  
 RED - AC CONTROL  
 WHITE - AC GROUNDED  
 CIRCUIT CONDUCTOR  
 BLUE - DC CONTROL  
 WHT/BLU - DC CONTROL COMMON  
 GREEN - CHASSIS GROUND

\* ALL CONTROL WIRES ARE BLUE EXCEPT WHERE NOTED.



CONTACT SEQUENCE CHART FOR S1  
 X INDICATES CONTACT CLOSED

| POSITION      | DRIVE | OFF | BYPASS |
|---------------|-------|-----|--------|
| CONTACT 13-14 |       |     | X      |
| CONTACT 23-24 | X     |     |        |



CUSTOMER SUPPLIED SAFETY INTERLOCK, FACTORY JUMPERED 24 VDC, 2 A

WARNING DO NOT CONNECT ANY EXTERNAL DEVICES TO 28, 101, AND 100

|   |         |       |         |                              |             |                                      |                  |
|---|---------|-------|---------|------------------------------|-------------|--------------------------------------|------------------|
| -NOTICE-  |         |       | DRNJNW  | NAME208-600VOLT,2C,MAIN DISC |             | THE TRANE COMPANY                    |                  |
| THIS DRAWING IS PROPRIETARY AND SHALL NOT BE COPIED OR ITS CONTENTS DISCLOSED TO OUTSIDE PARTIES WITHOUT THE WRITTEN CONSENT OF THE TRANE COMPANY |         |       | 2/14/07 | ,MAIN FUSE,EMB,FRAME B2-C1   |             | A DIVISION OF AMERICAN STANDARD INC. |                  |
| A   | SP08061 | 10/08 | APR     | MODEL                        | PAGE 1 OF 1 | SIZE A                               | DWG NO. 174U9902 |
| REV   | ECN     | DATE  |         |                              |             |                                      |                  |