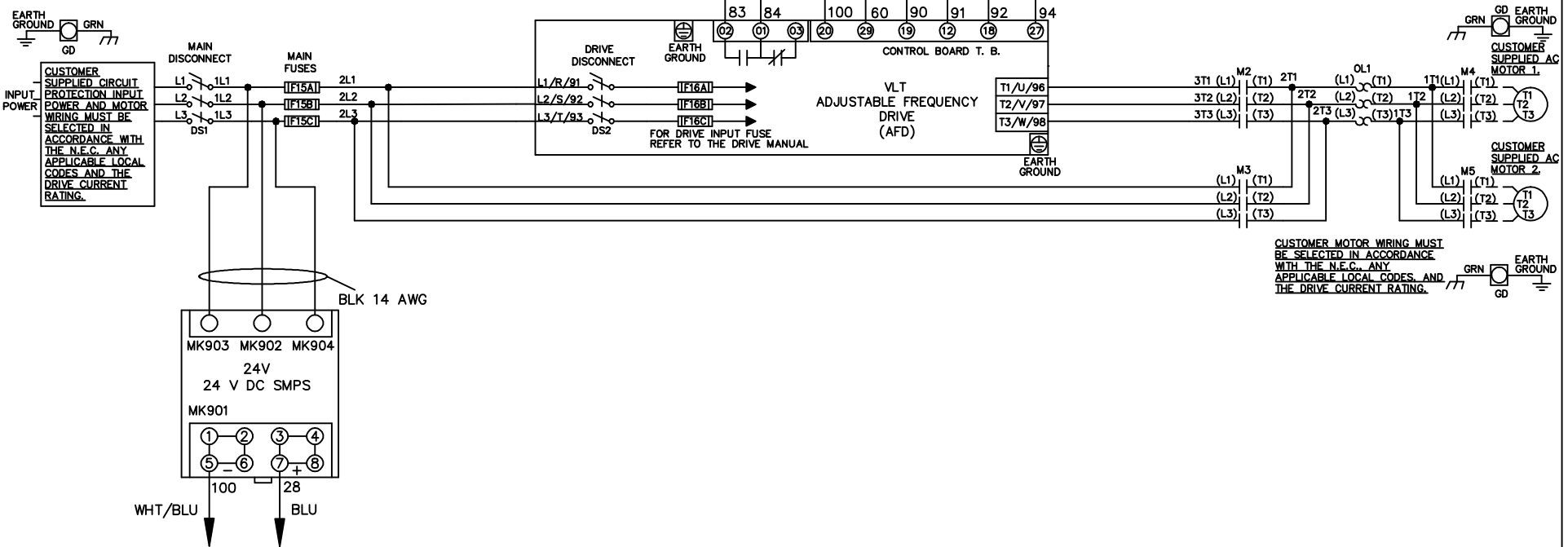
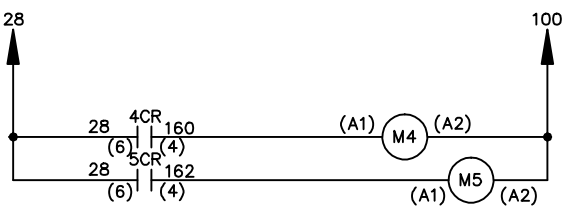
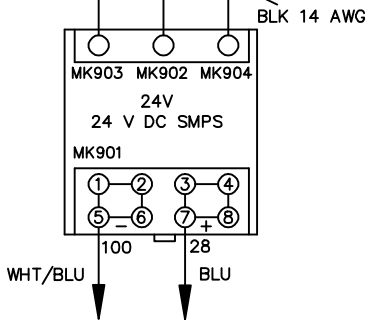


WIRE COLOR SCHEME
 BLACK - LINE VOLTAGE
 RED - AC CONTROL
 WHITE - AC GROUNDED
 CIRCUIT CONDUCTOR
 BLUE - DC CONTROL
 WHT/BLU - DC CONTROL COMMON
 GREEN - CHASSIS GROUND

* ALL CONTROL WIRES ARE BLUE EXCEPT WHERE NOTED. TO ELECTROMECHANICAL RELAY BOARD



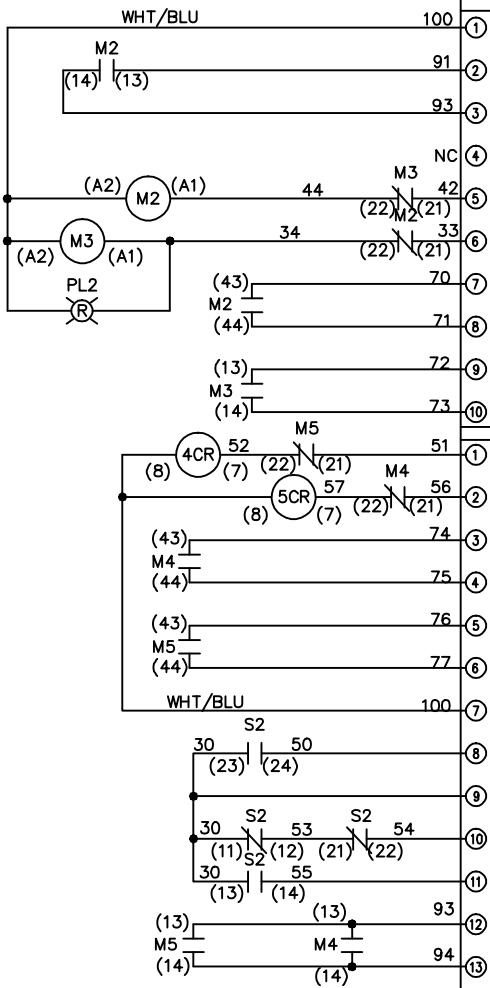
CUSTOMER MOTOR WIRING MUST BE SELECTED IN ACCORDANCE WITH THE N.E.C. ANY APPLICABLE LOCAL CODES AND THE DRIVE CURRENT RATING.



			-NOTICE-		DRN JNW		NAME 208-600VOLT, 2C, MAIN&DRIVE DISC		THE TRANE COMPANY A DIVISION OF AMERICAN STANDARD INC.	
			THIS DRAWING IS PROPRIETARY AND SHALL NOT BE COPIED OR ITS CONTENTS DISCLOSED TO OUTSIDE PARTIES WITHOUT THE WRITTEN CONSENT OF THE TRANE COMPANY		2/14/07		,MAIN FUSE, EMB2, FRAME B2-C1 ,NO REACTOR & DVDT, CMS			
A	SP08061	10/08			APR	MODEL	PAGE 1 OF 2	SIZE A	DWG NO.	174U9916
REV	ECN	DATE								

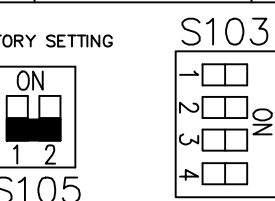
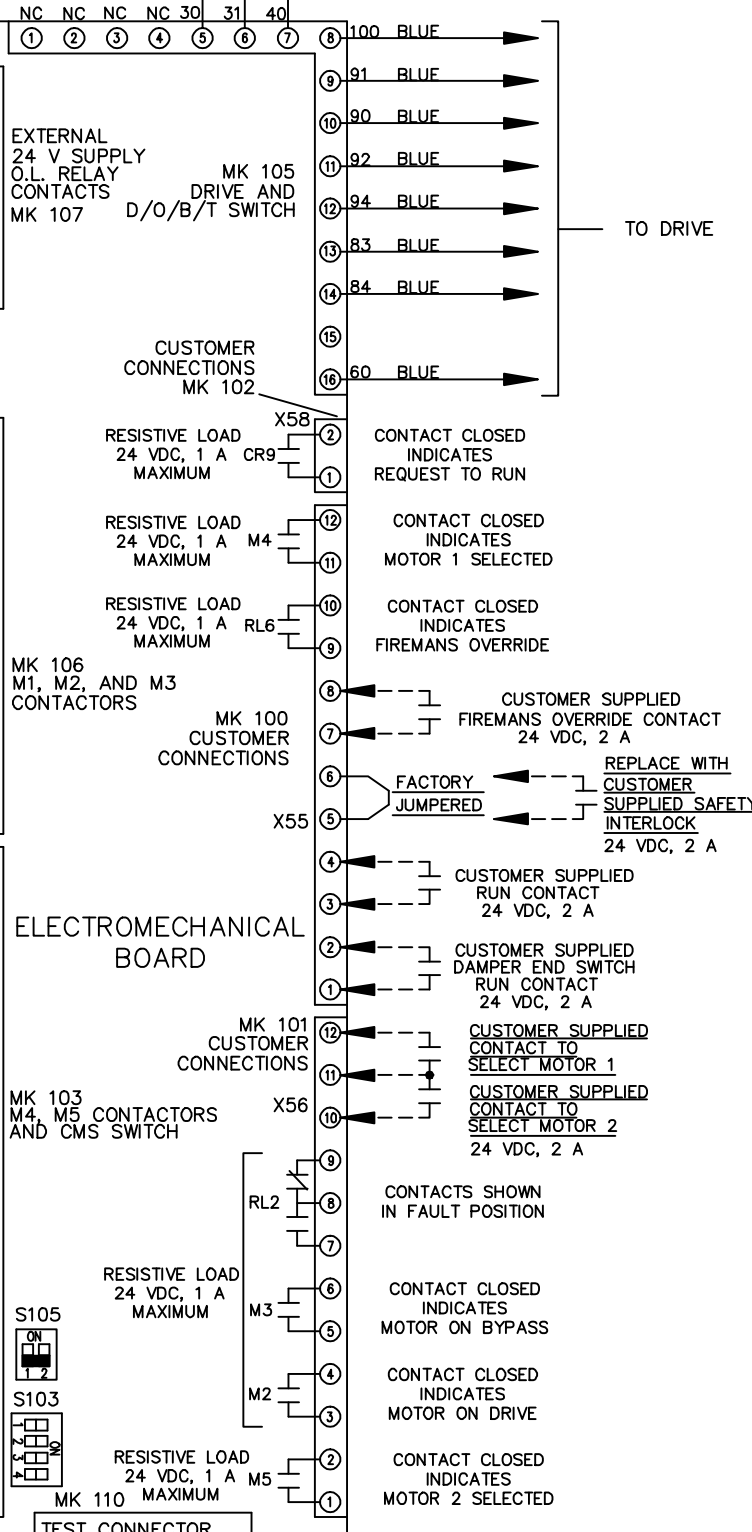
REV	ECN	DATE
A	SP08066	10/08

CONTACT SEQUENCE CHART FOR S1		POSITION
CONTACT		
DRIVE		X
OFF		
BYPASS		X
23-24		



CONTACT SEQUENCE CHART FOR S2		POSITION
CONTACT		
MOTOR 1		X
AUTO		X
MOTOR 2		X
21-22		X
23-24		X

CUSTOMER CONNECTIONS X55, X56, X58
 CLASS 2 POWER SOURCE
 REQUIRED FOR FIELD CONNECTION
 USE CLASS 1 CONDUCTORS
 CONDUCTOR SIZE 28-14 AWG



CUSTOMER SETTING
 AUTOMATIC BYPASS TIME SELECT
 ONLY # 1 ON 30 SECONDS
 ONLY # 2 ON 60 SEC.
 ONLY # 3 ON 300 SEC
 ALL ON 15 SEC.
 ALL OFF NO AUTO BYPASS (FACTORY DEFAULT)

NOTICE -
 THIS DRAWING IS PROPRIETARY AND SHALL NOT
 BE COPIED OR ITS CONTENTS DISCLOSED TO
 OUTSIDE PARTIES WITHOUT THE WRITTEN
 CONSENT OF THE TRANE COMPANY

DRN JNW
 2/14/07
 APR

NAME 208-600VOLT, 2C, MAIN&DRIVE DISC
 , MAIN FUSE, EMB2, FRAME B2-C1
 , NO REACTOR & DVDI, CMS

MODEL
 PAGE 2 OF 2
 SIZE A
 DWG NO. 174U9916
 THE TRANE COMPANY
 A DIVISION OF
 AMERICAN STANDARD INC.