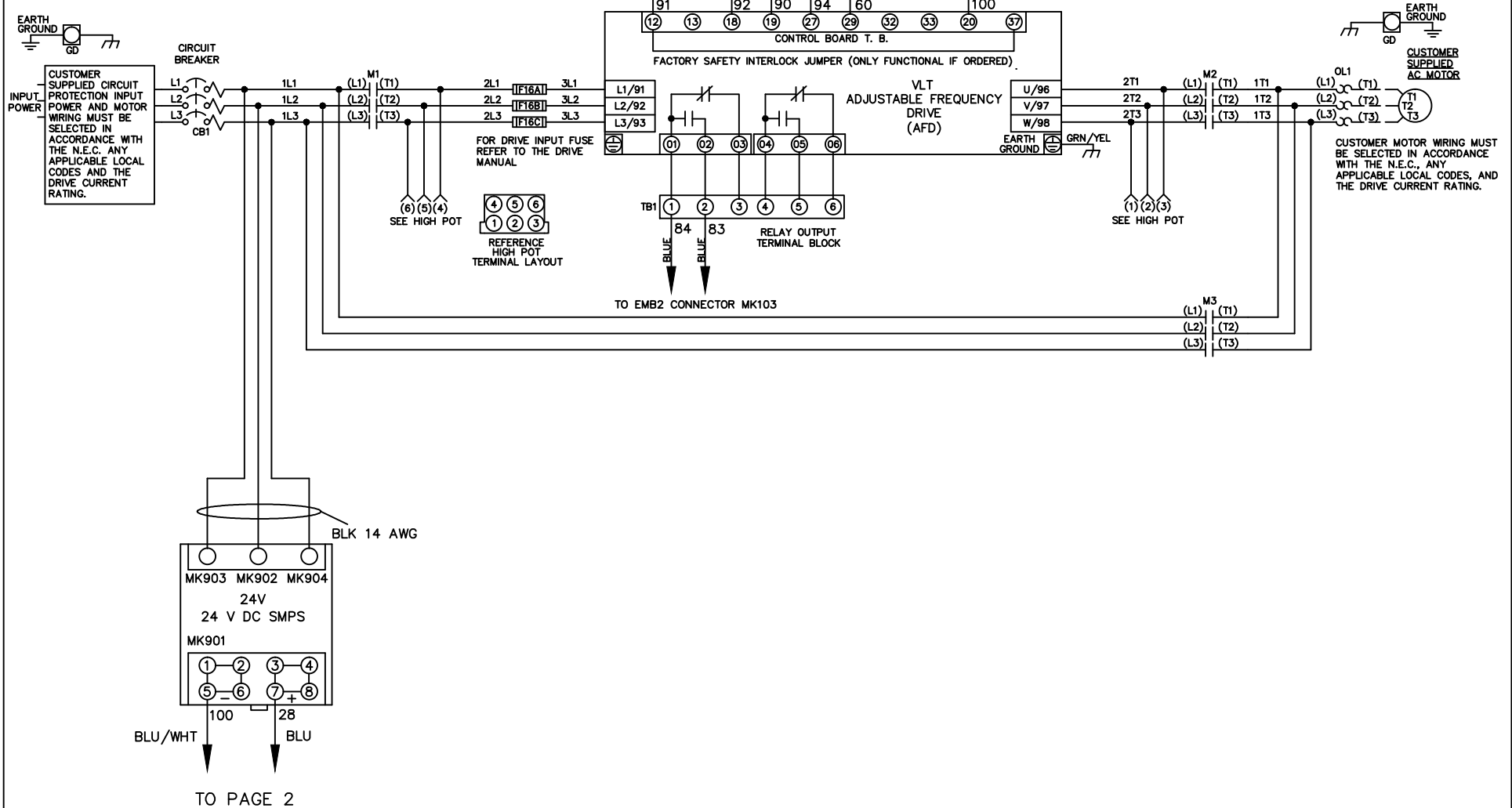


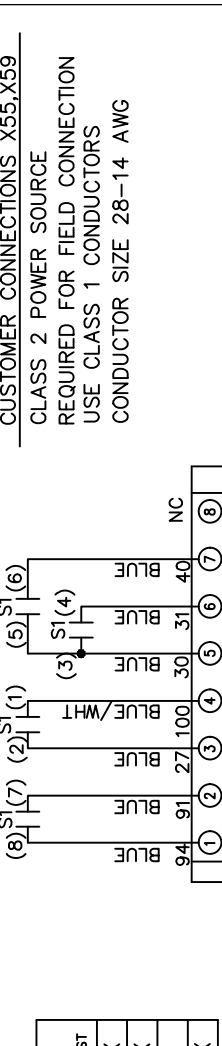
WIRE COLOR SCHEME
 BLACK - LINE VOLTAGE
 RED - AC CONTROL
 WHITE - AC GROUNDED
 CIRCUIT CONDUCTOR
 BLUE - DC CONTROL
 WHT/BLU - DC CONTROL COMMON
 GREEN - CHASSIS GROUND



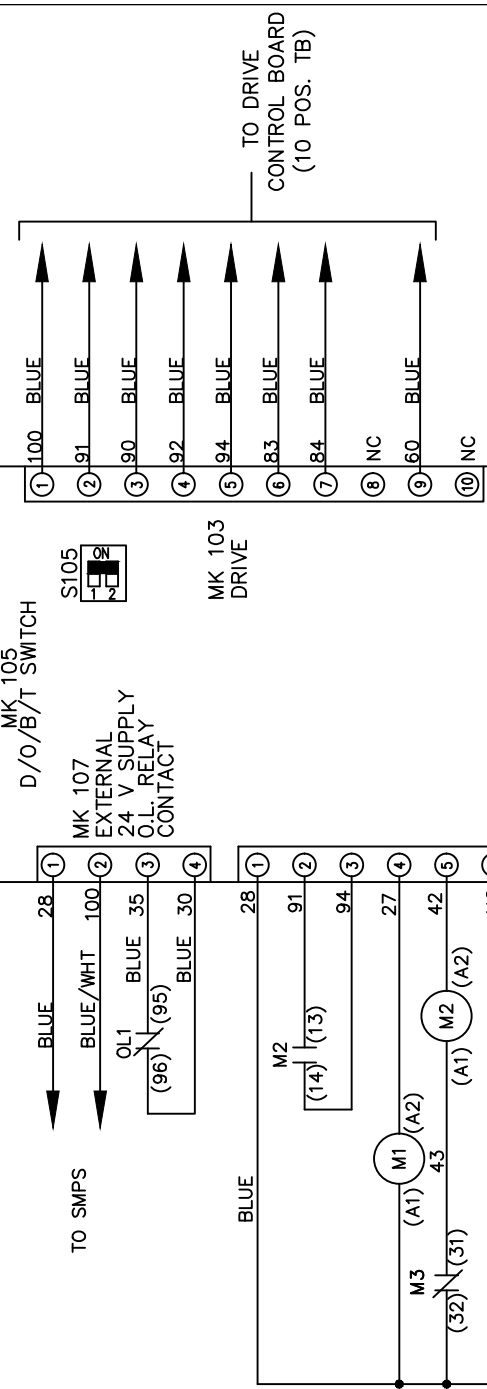
			- NOTICE -		DRN JNW 3/2/11		NAMEDWG,P2, EMB2,CB, P656		<i>Danfoss</i>	
001			THIS DOCUMENT CONTAINS PROPRIETARY INFORMATION OF DANFOSS DRIVES. IT IS LOANED BY DANFOSS DRIVES SUBJECT TO THE CONDITIONS THAT IT AND THE INFORMATION EMBODIED THEREIN SHALL BE USED ONLY FOR RECORD AND REFERENCE PURPOSES, SHALL NOT BE USED OR CAUSED TO BE USED IN ANY WAY PREJUDICIAL TO THE INTERESTS OF DANFOSS DRIVES, SHALL NOT BE REPRODUCED OR COPIED IN WHOLE OR IN PART, OR DISCLOSED TO ANYONE WITHOUT THE DIRECT WRITTEN PERMISSION OF DANFOSS DRIVES AND SHALL BE RETURNED UPON REQUEST.			APR	MODEL	PAGE 1 OF 2	SIZE A	DWG NO. 177R0256
REV	ECN	DATE								

CONTACT SEQUENCE CHART FOR S1
X INDICATES CONTACT CLOSED

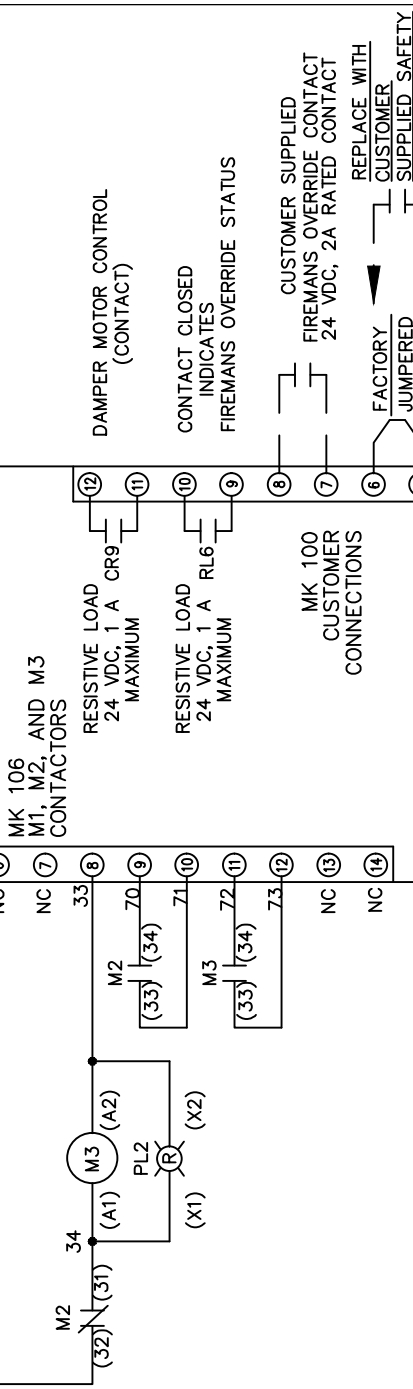
POSITION	DRIVE	OFF	BYPASS	TEST
CONTACT 1-2	X			X
CONTACT 3-4			X	X
CONTACT 5-6	X			
CONTACT 7-8				X




CUSTOMER CONNECTIONS X55, X59
CLASS 2 POWER SOURCE
REQUIRED FOR FIELD CONNECTION
USE CLASS 1 CONDUCTORS
CONDUCTOR SIZE 28-14 AWG



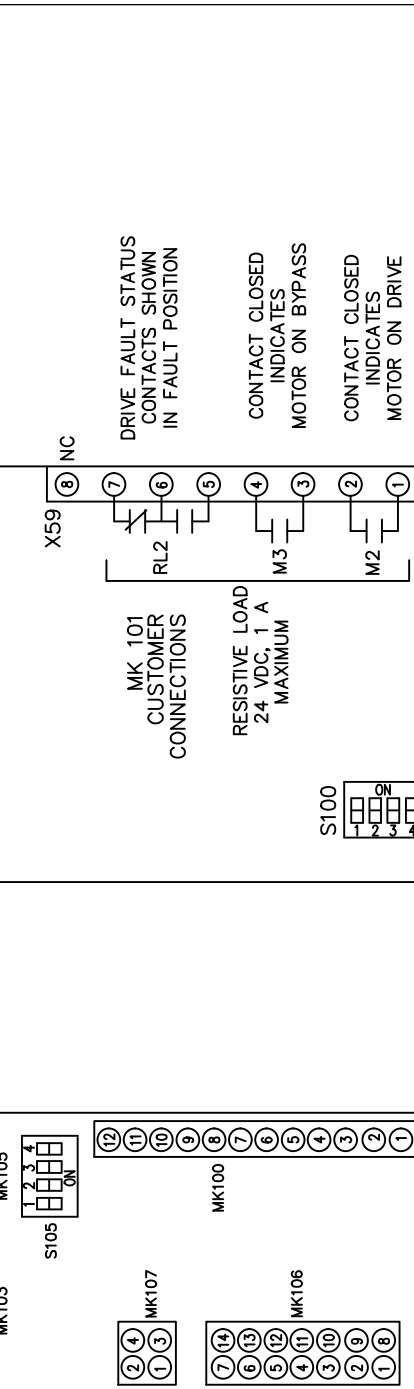
TO SMPS
TO DRIVE CONTROL BOARD (10 POS. TB)



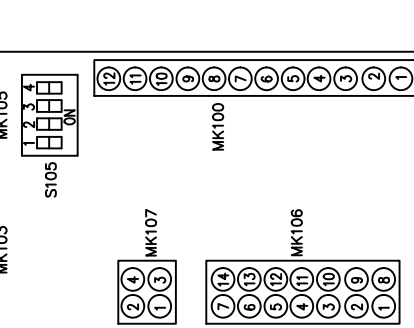
DAMPERS MOTOR CONTROL (CONTACT)
CONTACT CLOSED INDICATES FIREMANS OVERRIDE STATUS
CUSTOMER SUPPLIED FIREMANS OVERRIDE CONTACT 24 VDC, 2A RATED CONTACT
REPLACE WITH CUSTOMER SUPPLIED SAFETY INTERLOCK 24 VDC, 2A RATED CONTACT
CUSTOMER SUPPLIED (COMMON RUN/STOP) 24 VDC, 2A RATED CONTACT
CUSTOMER SUPPLIED DAMPER END SWITCH RUN PERMISSIVE 24 VDC, 2A RATED CONTACT



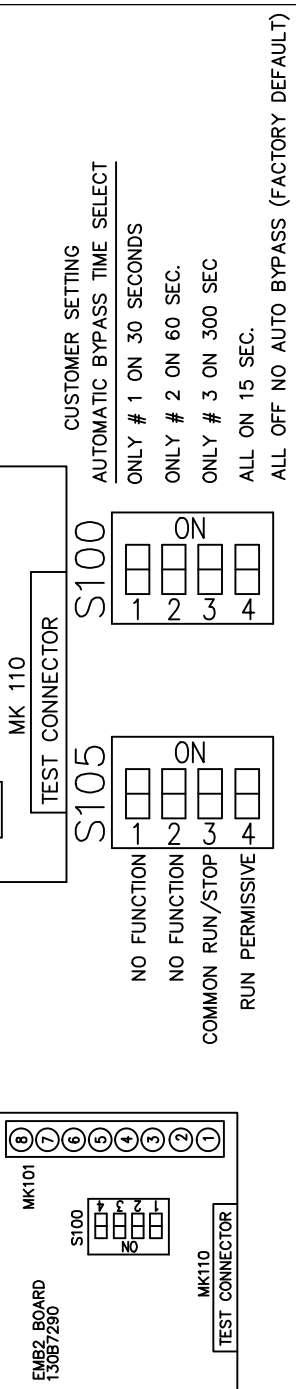
DRIVE FAULT STATUS CONTACTS SHOWN IN FAULT POSITION
CONTACT CLOSED INDICATES MOTOR ON BYPASS
CONTACT CLOSED INDICATES MOTOR ON DRIVE



CUSTOMER SETTING AUTOMATIC BYPASS TIME SELECT
ONLY # 1 ON 30 SECONDS
ONLY # 2 ON 60 SEC.
ONLY # 3 ON 300 SEC
ALL ON 15 SEC.
ALL OFF NO AUTO BYPASS (FACTORY DEFAULT)



RESISTIVE LOAD 24 VDC, 1 A MAXIMUM
RESISTIVE LOAD 24 VDC, 1 A MAXIMUM
RESISTIVE LOAD 24 VDC, 1 A MAXIMUM



NO FUNCTION
NO FUNCTION
COMMON RUN/STOP
RUN PERMISSIVE

- NOTICE -

THIS DOCUMENT CONTAINS PROPRIETARY INFORMATION OF DANFOSS DRIVES. IT IS LOANED BY DANFOSS DRIVES SUBJECT TO THE CONDITIONS THAT IT AND THE INFORMATION EMBODIED THEREIN SHALL BE USED ONLY FOR RECORD AND REFERENCE PURPOSES, SHALL NOT BE USED OR CAUSED TO BE USED IN ANY WAY PREJUDICIAL TO THE INTERESTS OF DANFOSS DRIVES, SHALL NOT BE REPRODUCED OR COPIED IN WHOLE OR IN PART, OR DISCLOSED TO ANYONE WITHOUT THE DIRECT WRITTEN PERMISSION OF DANFOSS DRIVES AND SHALL BE RETURNED UPON REQUEST.

DRN JNW
3/2/11
APR

NAMEDWG,P2,
EMB2,CB,
P656

