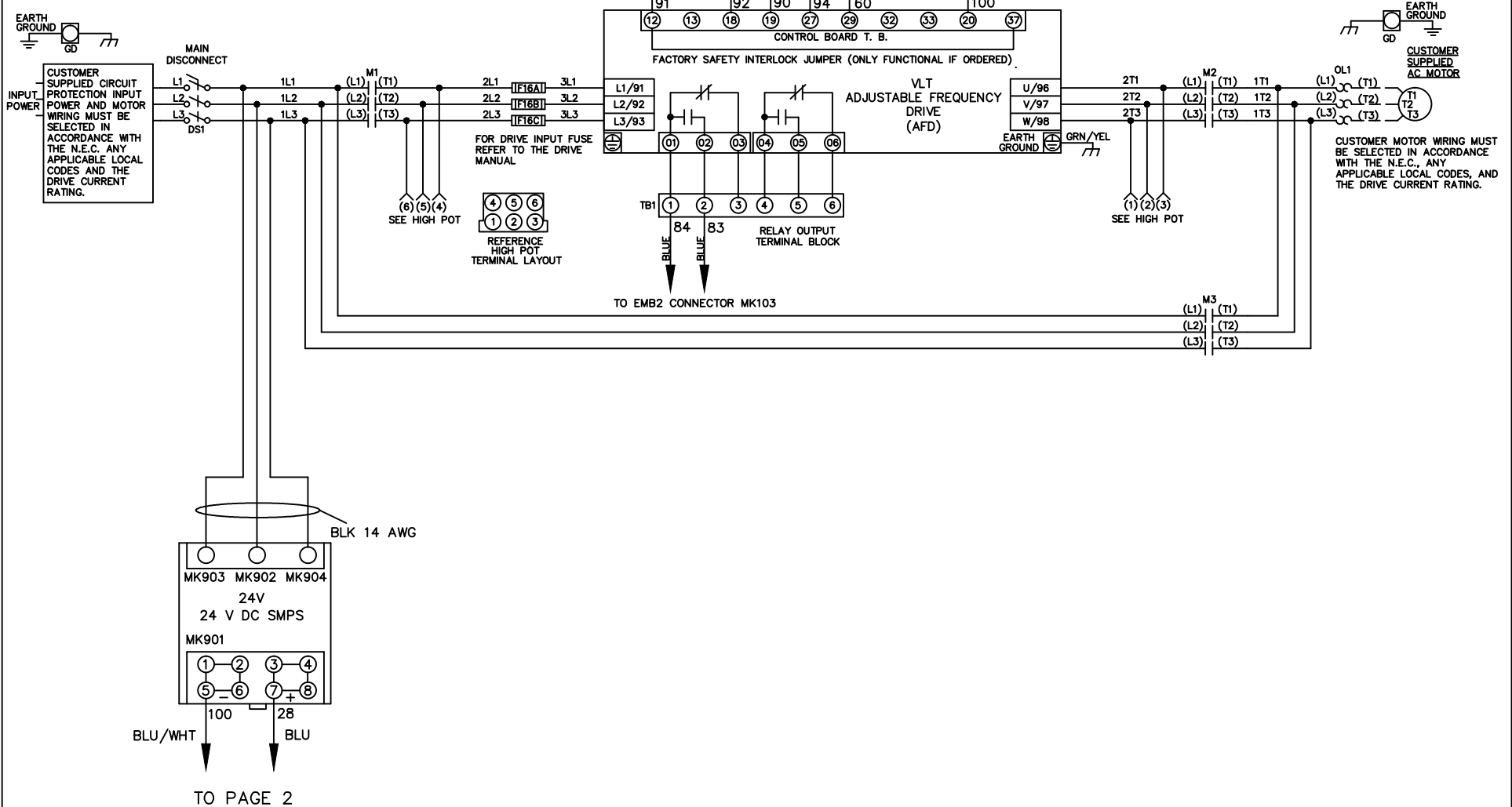


**WIRE COLOR SCHEME**  
 BLACK - LINE VOLTAGE  
 RED - AC CONTROL  
 WHITE - AC GROUNDED  
 CIRCUIT CONDUCTOR  
 BLUE - DC CONTROL  
 WHT/BLU - DC CONTROL COMMON  
 GREEN - CHASSIS GROUND

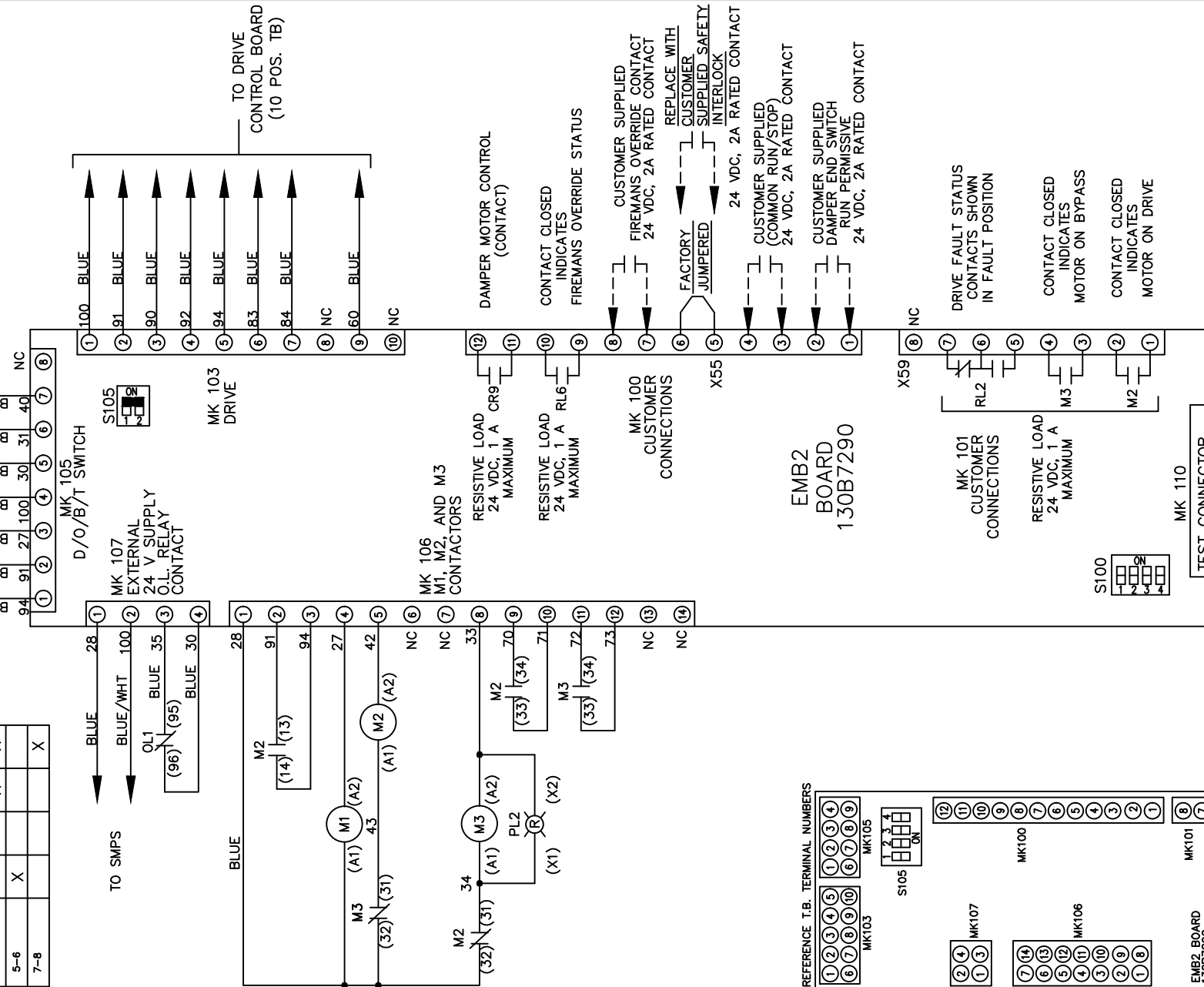


			-NOTICE-	DRN JNW	NAMEDWG,C2, EMB2,NFD,		THE TRANE COMPANY	
			THIS DRAWING IS PROPRIETARY AND SHALL NOT BE COPIED OR ITS CONTENTS DISCLOSED TO OUTSIDE PARTIES WITHOUT THE WRITTEN CONSENT OF THE TRANE COMPANY	3/2/11	----		A DIVISION OF AMERICAN STANDARD INC.	
001				APR	MODEL	PAGE 1 OF 2	SIZE A	DWG NO. 177R0329
REV	ECN	DATE						

CONTACT SEQUENCE CHART FOR S1  
X INDICATES CONTACT CLOSED

POSITION	DRIVE	OFF	BYPASS	TEST
CONTACT	X			X
1-2			X	
3-4	X			X
5-6				
7-8				X

CUSTOMER CONNECTIONS X55,X59  
CLASS 2 POWER SOURCE  
REQUIRED FOR FIELD CONNECTION  
USE CLASS 1 CONDUCTORS  
CONDUCTOR SIZE 28-14 AWG



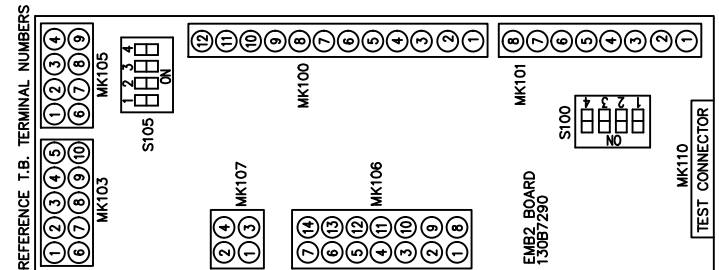
**S105**

1	NO FUNCTION
2	NO FUNCTION
3	COMMON RUN/STOP
4	RUN PERMISSIVE

**S100**

1	ON
2	ON
3	ON
4	ON

CUSTOMER SETTING  
AUTOMATIC BYPASS TIME SELECT  
ONLY # 1 ON 30 SECONDS  
ONLY # 2 ON 60 SEC.  
ONLY # 3 ON 300 SEC  
ALL ON 15 SEC.  
ALL OFF NO AUTO BYPASS (FACTORY DEFAULT)



-NOTICE-  
THIS DRAWING IS PROPRIETARY AND SHALL NOT  
BE COPIED OR ITS CONTENTS DISCLOSED TO  
OUTSIDE PARTIES WITHOUT THE WRITTEN  
CONSENT OF THE TRANE COMPANY

DRN JNW  
3/2/11  
APR

NAMEDWG,C2,  
EMB2,NFD,  
----

THE TRANE COMPANY  
A DIVISION OF  
AMERICAN STANDARD INC.

001  
REV ECN DATE

MODEL PAGE 2 OF 2 SIZE A DWG NO. 177R0329