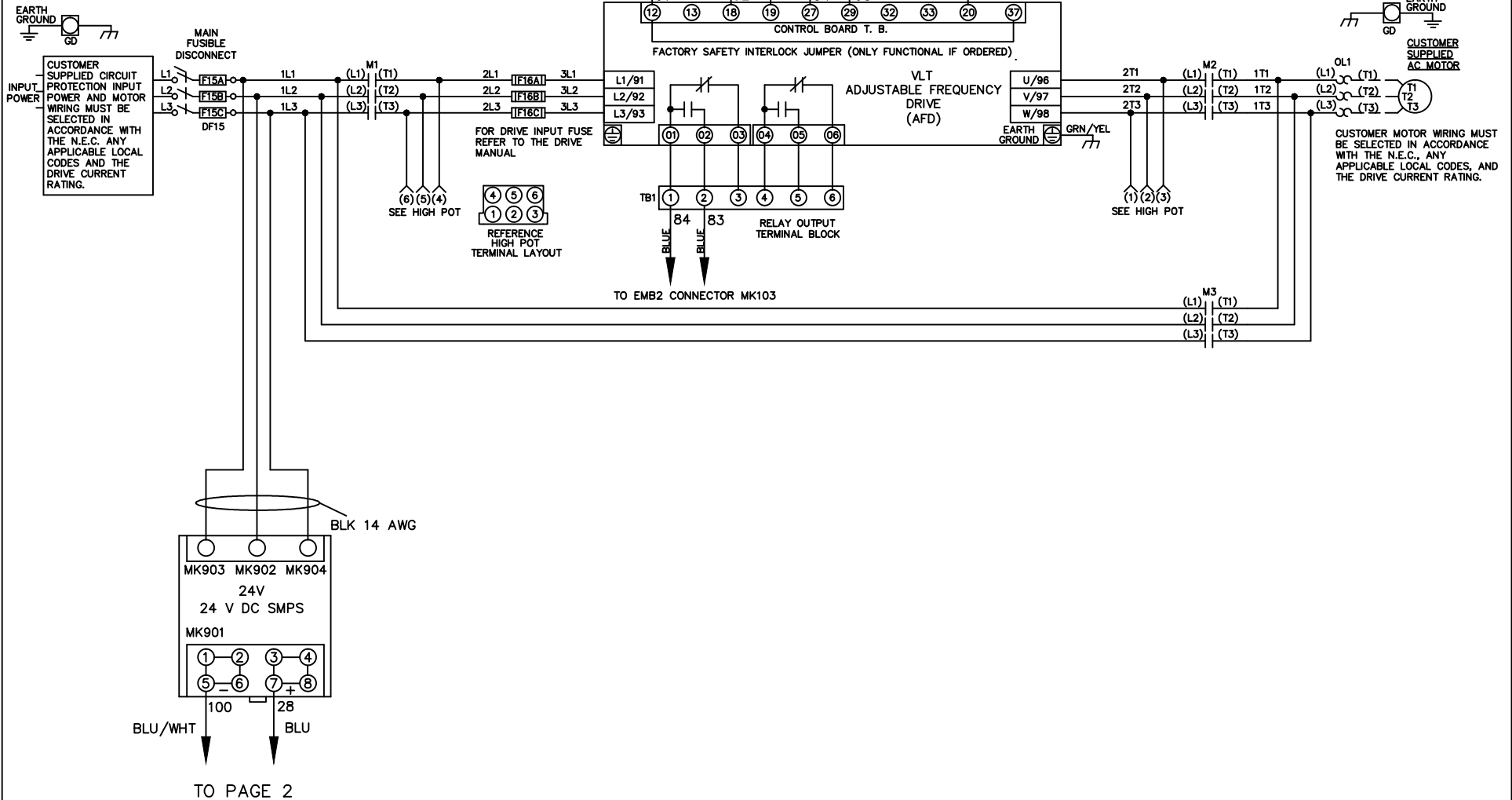


WIRE COLOR SCHEME
 BLACK - LINE VOLTAGE
 RED - AC CONTROL
 WHITE - AC GROUNDED
 CIRCUIT CONDUCTOR
 BLUE - DC CONTROL
 WHT/BLU - DC CONTROL COMMON
 GREEN - CHASSIS GROUND

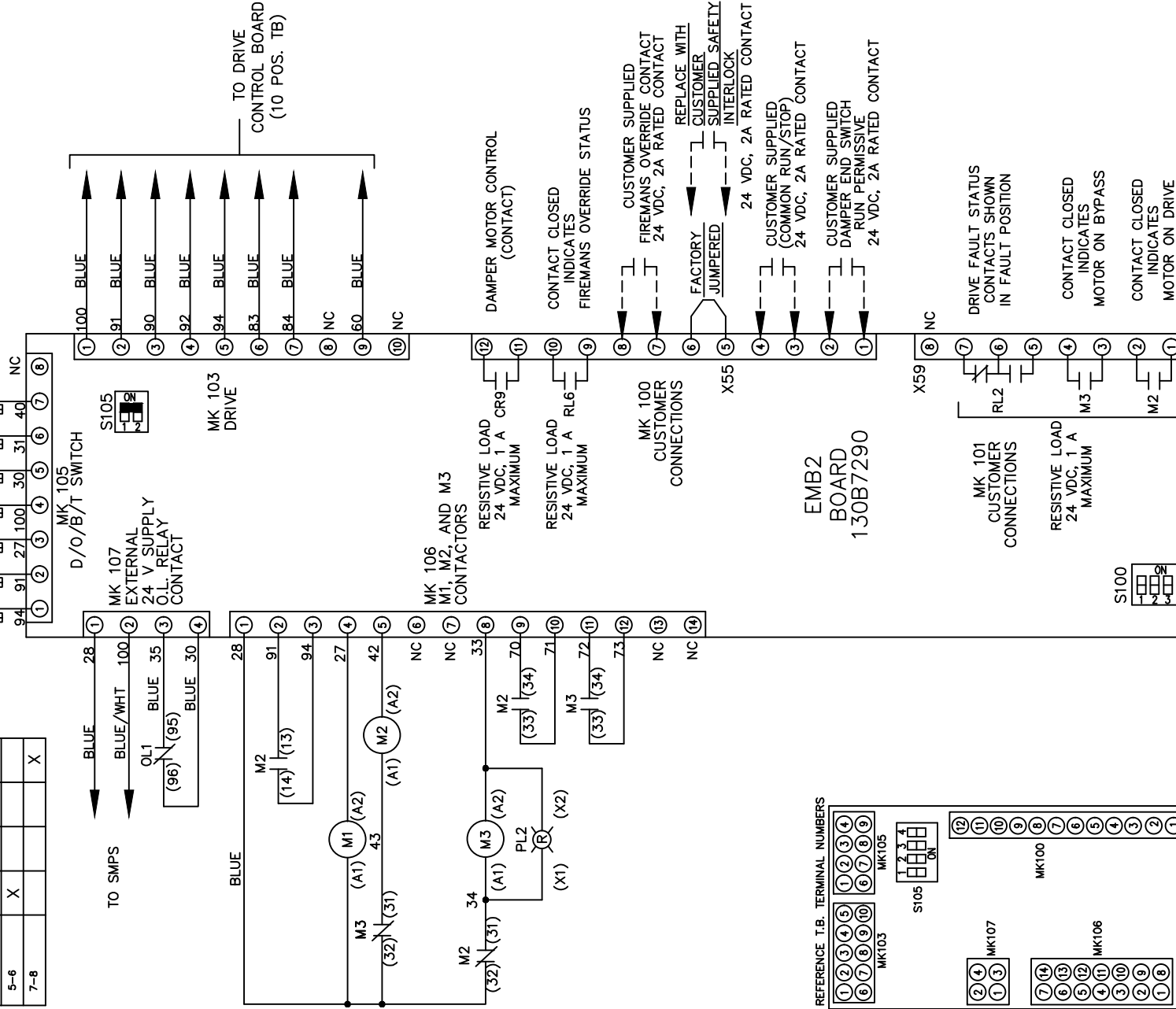


			-NOTICE-	DRN JNW	NAMEDWG,P2, EMB2,FD,		THE TRANE COMPANY	
			THIS DRAWING IS PROPRIETARY AND SHALL NOT BE COPIED OR ITS CONTENTS DISCLOSED TO OUTSIDE PARTIES WITHOUT THE WRITTEN CONSENT OF THE TRANE COMPANY	3/2/11	-----		A DIVISION OF AMERICAN STANDARD INC.	
001				APR	MODEL	PAGE 1 OF 2	SIZE A	DWG NO. 177R0330
REV	ECN	DATE						

CUSTOMER CONNECTIONS X55,X59
 CLASS 2 POWER SOURCE
 REQUIRED FOR FIELD CONNECTION
 USE CLASS 1 CONDUCTORS
 CONDUCTOR SIZE 28-14 AWG

CONTACT SEQUENCE CHART FOR S1
 X INDICATES CONTACT CLOSED

POSITION	DRIVE	OFF	BYPASS	TEST
CONTACT	X			X
1-2	X			X
3-4	X			
5-6				
7-8				X



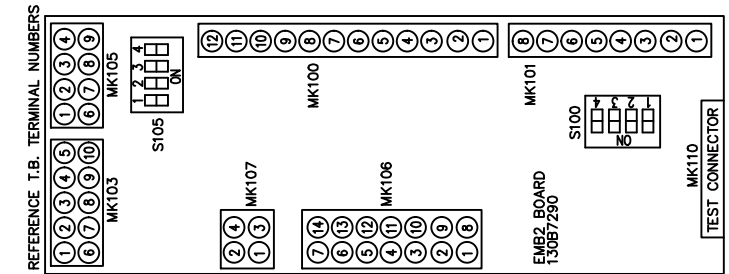
S105

1	NO FUNCTION
2	NO FUNCTION
3	COMMON RUN/STOP
4	RUN PERMISSIVE

S100

1	ON
2	ON
3	ON
4	ON

CUSTOMER SETTING
 AUTOMATIC BYPASS TIME SELECT
 ONLY # 1 ON 30 SECONDS
 ONLY # 2 ON 60 SEC.
 ONLY # 3 ON 300 SEC
 ALL ON 15 SEC.



-NOTICE-
 THIS DRAWING IS PROPRIETARY AND SHALL NOT
 BE COPIED OR ITS CONTENTS DISCLOSED TO
 OUTSIDE PARTIES WITHOUT THE WRITTEN
 CONSENT OF THE TRANE COMPANY

DRN JNW
 3/2/11
 APR

NAMEDWG,P2,
 EMB2,FD,
 - - - -

THE TRANE COMPANY
 A DIVISION OF
 AMERICAN STANDARD INC.

001
 REV ECN DATE

MODEL PAGE 2 OF 2 SIZE A DWG NO. 177R0330