


## Replacement Guide / Connections overview

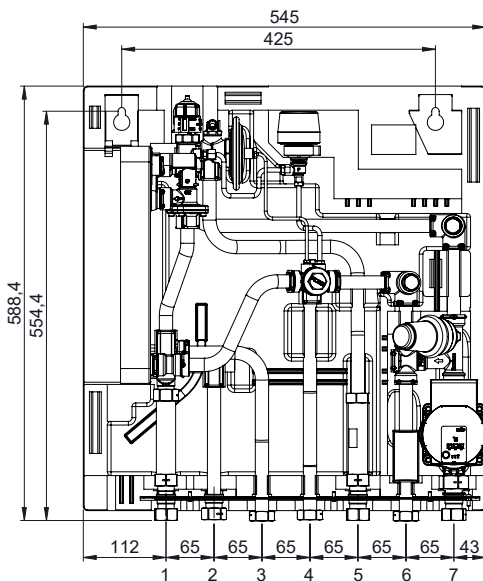
### Connections overview for replacement of EvoFlat MSS with Akva Lux II Se



**EvoFlat MSS  
145B1710**



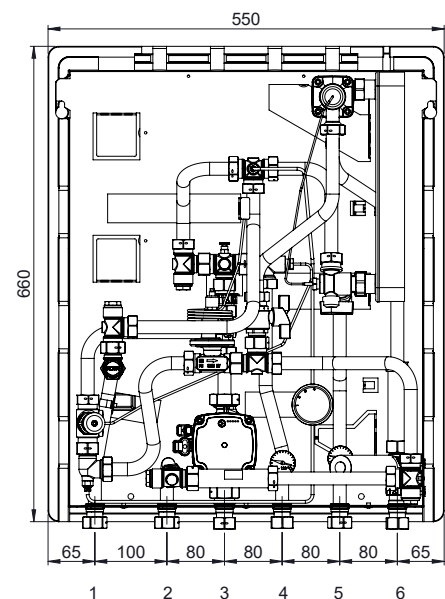
**Akva Lux II Se  
145B5176**



Connection sizes: G  $\frac{3}{4}$ " IT (int. thread)

1. Domestic cold water (DCW) Inlet
2. Domestic hot water (DHW)
3. Domestic cold water (DCW) Outlet\*
4. District heating (DH) supply
5. District heating (DH) return
6. HE supply
7. HE return

\* *ot to be used for Akva Lux II Se*



Connection sizes: G  $\frac{3}{4}$ " IT (int. thread)

1. District heating (DH) supply
2. District heating (DH) return
3. Heating (HE) return
4. Heating (HE) supply
5. Domestic hot water (DHW)
6. Domestic cold water (DCW)