

ENGINEERING
TOMORROW

Danfoss

VACON® 3000 Drive Kit

Transform your **toughest applications**
with a unique **modular** approach

**Medium-
voltage**

definite-purpose
drives

When a **standard cabinet** drive is **just not enough**

Heavy duty industries face some of the most complex and competitive engineering environments on the planet.

That is where the VACON® 3000 Drive Kit can give you a head start with this strategic combination: unique modular medium-voltage (MV) drive technology, supported by the application knowledge of experts – the Danfoss Medium Voltage Partners.

You are a **serious player** in **your industry**

You are an expert in your field in some of the toughest applications imaginable: A specialist who is used to working in heavy duty engineering, facing some of the most complex, challenges on the planet. You know how vital AC drives are to your business, where reliability, robustness, space and weight are crucial – and downtime is a disaster.

Danfoss **Medium Voltage Partners** complete the team

Danfoss Drives works with selected, qualified partners to push the boundaries of the medium-voltage drives market. Together we deliver a unique modular approach, which gives you the ultimate solution for your project with the flexibility and choice to take your business to the next level.

Danfoss Drives is the **drives expert**

We are experts in drives. We know drives like nobody else and we've always pushed innovation to the limit in our quest to deliver the best drives in the world.

Combining innovation and high durability for the sustainable industries of tomorrow, VACON® 3000 achieves its unique benefits based on the powerhouse of engineering expertise at Danfoss Drives. Always at the forefront of development, we give you tomorrow's technology today.



Integrate high-performance MV drives to suit your **application needs**

Your industry and your applications demand adaptability in MV drives, and this is where Danfoss Drives opens up valuable new opportunities. The VACON® 3000 Drive Kit accommodates flexible arrangements, straightforward system integration and easy maintenance. Use the flexibility of these modules to optimize the drive, meeting your individual requirements.

Owner or operator?

When owning or running a system with medium-voltage drives installed, you can discuss your needs in depth with Danfoss Medium Voltage Partners, to define a design encompassing the ultimate and exact characteristics you expect of an MV drive.

Operating benefits:

- Fit-for-purpose MV products, both in functionality and physical dimensions
- Low total cost of ownership (TCO) due to reliable and robust operation
- Less downtime, thanks to
 - fast and easy serviceability
 - robust design
 - uncompromising quality
 - premium operating performance



A myriad of **ways to maximize ROI**

Save energy, reduce wear, save lifetime cost

Now you have a new opportunity to use medium-voltage (MV) drives where it was perhaps not possible before. You might previously have been obliged to use low-voltage (LV) drives or not been able to get the benefits of using a drive at all.

Achieve significant savings using MV drives by variably adjusting the motor voltage and frequency compared with constant speeds with throttle valves and other regulators.

Slash maintenance costs by fully exploiting the ability of this drive to prevent peaks and extreme loads. These loads occur during rapid start-up of the motor and are a primary cause of wear, if not controlled.

Versatile design for optimal use of space

The modules facilitate a structure tailored entirely to meet the requirements of individual applications. As well as conventional solutions in standardized cabinets, unique space-saving solutions can be developed:

- To meet special requirements in construction shapes and sizes
- To comply with stringent ingress protection classes as demanded by marine and mining applications
- The liquid-cooling concept facilitates easy IP54 cabinet design

Win flexibility through modularity

- Simple and elegant concept
- Only a few basic modules throughout the whole power range
- Combine the modules like building blocks, to build up the complete offering
- Wide application coverage, including low harmonics, regenerative and braking applications
- Saves cost on service and redundancy
- Common spares
 - Modular, low inventory
 - Same phase module used in inverter unit (INU), active front-end unit (AFE) and brake chopper unit (BCU)



Easy to build

Easy to handle

- Compact component size with high power density
- Manageable component weight
- All components allow cabinet integration with front access only
- Easy to handle, to lift, move, and repair

Easy to integrate

- Full harmonization, supports open solutions
- Customer-specific interface configuration of cabinet
- Customer-specific enclosure class

Easy to operate

- Easy to connect, program and monitor
- The same user interface and fieldbus option cards as VACON® 100 low-voltage drives

High performance

- High power density provides maximum power for minimal volume
- Efficient heat management using liquid-cooled power modules and hybrid-cooled chokes
- Very good speed and torque control, sensorless vector control
- AFE configurations connect to the grid without inrush current

Robust and reliable in harsh conditions

Designed for stability

- Long lifetime design of power modules with no cooling fans
- Rugged module enclosure provides good protection
- Reliable insulation
- Hybrid cooling of the chokes





Exceptional **MV performance** in **demanding applications**

Individually tailored to meet the toughest requirements

Heavy industry requires high performance of drives sized into the high megawatt power range. The oil and gas, chemical and petrochemical, mining, ship building, and cement industries all have diverse individual demands depending on local regulations. Use the flexibility of VACON® 3000 Drive Kit to meet these industry requirements in a wide range of applications, including:

- Pumps
- Fans
- Compressors
- Mixers
- Mills
- Conveyor systems
- Extruders
- Steel mills
- Test benches
- Marine propulsion
- Marine pumps
- Dredger cutters

All these applications regularly push AC drives to their limits. Customers in these sectors are working in adverse environmental conditions, including dust, humidity and aggressive gases, but their equipment must remain reliable nevertheless. Rugged, water-cooled modules, with no internal fans, provide the devices with high protection. In addition, the depth of expertise of Danfoss and its partners guarantees safe operations in the long term.

When 'standard' is not good enough – go for definite-purpose!

Highly compact solutions for special installation requirements

In most cases, standard enclosed MV drives solutions currently available on the market are sufficient for standard

applications, such as where the drive is installed in a clean, standard electrical room. In these applications, the medium-voltage drives are integrated into standard cabinets of fixed height.

However, the application often demands a specialized solution optimized for installation in an existing space, such as on ships, in oil and gas, or mining operations, where space is at a premium. Here the highly compact, high-performance VACON® 3000 modules are ideal.

The active front-end (AFE) and inverter units are based on the same water-cooled power modules, and can be arranged in a flexible manner, thus making it possible to change the height, width and depth and even the shape of the cabinet.

Similar to low-voltage drive modules, you can position the power modules optimally to achieve the most compact configuration possible, in this way saving precious space.





Single port of call

No matter what your motor control question, you can find the answer at Danfoss Drives. Obtain the optimum AC drive for the job, whatever the low- or medium-voltage application is on board the ship.

Main propulsion

Electric propulsion provides a great deal of freedom in ship design, and ships can be designed much more efficiently without the traditional limits on equipment layout, due to mechanical restrictions (for example, the main engines having to be aligned to and in the vicinity of the propeller shafts). Due to its inflexibility, a fixed power transmission produces excessive mechanical stress. When the propeller is controlled by a drive, the power available to rotate the propeller can be contained with lighter and less robust mechanical constructions than would otherwise be needed with a fixed power transmission. This in turn means the vessel is cheaper to construct. The structure is also lighter.

With electric propulsion:

- The power can be supplied by any number of generators, which enables high redundancy.
- The motor + drive combination consumes energy only when the azimuth thruster is actively turned
- The environment benefits from lower fuel consumption and exhaust emission

Electric propulsion is a good platform for the next phase of development – hybridization.

Refrigeration compressors

Screw compressors controlled by a drive typically use 15% less energy than traditional screw compressors with slide valve control only.

Optimized start/stop cycles reduce wear and tear on the compressor. Drive-controlled reciprocating and scroll compressors have higher COP at part loads.

Pumps

AC drives control the pump to match actual process need, leading to reduced energy consumption. Reducing the speed by 20% reduces the power consumption by 50%.

As well as saving energy, these AC drives also protect the pump in many different marine applications.

Due to increasingly stringent exhaust emission limits, scrubbers are frequently installed. They act as SO_x abatement devices on the main and auxiliary engines

and boilers, using water as a medium for sulfur absorption. Optimization of water pumps for these scrubbers is the ideal task for VLT® and VACON® drives. Other typical application areas: ballast water, bilge water, circulation, cargo, firefighting, feeding pumps, lubrication, and sea water pumps.

Thrusters

VLT® and VACON® drives' high torque capabilities and their fast and accurate performance provide precise maneuverability in all seas.

AC drive-controlled variable speed propellers with fixed pitch are typically 20-30% more energy efficient than fixed-speed variable-pitch propellers – which waste approximately 20% of the power at zero thrust.

Frequency-controlled variable-speed propellers use 50% less energy than hydraulic variable-speed propellers.

Electrically-steered thrusters provide more accurate control and respond more quickly than hydraulic steering systems. A minimum of two parallel motors and drives are always

in use. If one combination stops, the steering system continues to operate.

Cutter suction dredgers

A cutter suction dredger consists of two main elements: the rotary cutter head and dredge pump. The rotating cutter head is used for cutting and fragmenting hard soil, while the dredge pump sucks up the soil and discharges it on shore, by means of a floating pipeline or a barge.

Depending on the size and design, there can be several pumps discharging the soil. The high powers required for cutting and pumping makes it the perfect application for electric motors controlled by drives, ensuring high efficiency and minimum downtime.

Why choose Danfoss drives for mine and mineral processing environments?

With our wide range of AC drives and a broad choice of supporting options we can match your specific requirements. The compact enclosures and robust design of our drives with built-in long motor cable capability, innovative heat management and other mine-site-relevant features can help you optimize your panel, switchboard, switchroom or substation design, saving costs and improving your competitive position.

Intelligent heat management for significantly lower switchroom costs

With the increasing use of AC drives to efficiently control equipment on mine sites, the heat loads in switchrooms from those drives are demanding larger and more expensive air-conditioning systems. However, the availability of VACON® liquid-cooled drives can result in significantly reduced heat loads in switchrooms, enabling the use of smaller, lower-cost air-conditioning systems.



Robust mine ventilation

Ensuring reliable ventilation of the mine is paramount for the health and safety of workers in the underground mine. This is necessary to ensure particulates from diesel engines are adequately diluted, for example. Ventilation operating costs are often a significant proportion of the total electrical energy costs on site, and being able to ventilate in the most efficient manner saves significant operating costs.

AC drives are well recognized to be the most flexible, energy-efficient, low-maintenance method for controlling mine ventilation fans. They are used to control the air flow of main ventilation fans on the surface as well as auxiliary ventilation and booster fans underground, and can be easily integrated into Ventilation on Demand (VOD) control systems.

VACON® drives incorporate a number of features that make them especially suitable for mine ventilation fan applications. These ensure reliable operation of the fan even in abnormal operating conditions and the optimum use of energy.

Long conveyor capability

Smoothly controlling the acceleration and deceleration of long conveyors reduces mechanical stress through all drive-train components and within the conveyor belt itself. This leads to longer lifetime for the belt and other drive components, increasing asset availability and lowering maintenance and operating costs. Having the flexibility to control the speed of long conveyors can help optimize the complete system, reduce bottlenecks and maximize the efficiency of a material flow process, resulting in operating cost savings.

Maximize belt life

It's common practice to install multiple motors on long conveyors and the drives need to ensure load sharing between each motor for reliable operation and to maximize belt life.

Selection of the control solution depends on the configuration of the conveyor drives on the conveyor (for example, all drives at the head end or drives at both the head and tail end).

They are both easy to implement and have proven to be robust, reliable solutions for long conveyors.

Bulk handling

For downhill conveyors, where continuous regenerative braking operation is typically required, an Active Front End (AFE) drive is the best solution.

VACON® drives are used extensively on many long conveyors in excess of 1-km length, which are common on bulk material applications on mine sites, processing plants and port facilities such as:

- Run-of-mine (ROM) bin feeder conveyors
- Stockyards
- Train loadout conveyors
- Pipe conveyors
- Long overland conveyors





Applications



- 1 Long conveyors
- 2 Stacker
- 3 Conveyors
- 4 Dewatering pump skids
- 5 Ball mills; flotation cells; apron feeders, conveyors, slurry pumps (e.g. transfer pumps, feed pumps, concentrate pumps, tailings pumps); process water pumps
- 6 Excavator
- 7 Slurry pumps; process water feed pumps
- 8 Primary ventilation fans
- 9 Underground conveyors
- 10 Booster fans
- 11 Crushers
- 12 River water pumps

13 Underground mines

- Mine ventilation fans
- Conveyors
- Pumps
- Hoists

Royal IHC Scheldt River dredger

The Scheldt River is a 7.950 m³ dual-fuel (diesel and LNG) dredger built by Royal IHC

This dual fuel dredger has a 'Green Passport' and a 'Clean Design' notation, complying with and exceeding the strictest international emission requirements.

One interesting aspect of the Green Passport and Clean Design is that the main engine is a real "flex fuel" engine, able to run on natural gas, light fuel oil (LFO) or heavy fuel oil (HFO).

The VACON® 3000 contributes to the green design on board in several applications:

- Boosting an 8,000 kW dredge pump. The 8,000 kW pump boosting using a 3,500 kW AC drive is possible because of the PTI technology, which allows load sharing between the VACON® 3000 and the 4,500 kW tri-fuel engine.
- Control of another submersible dredge pump of 1,700 kW, retrofitted with a sine filter. The sine filter is installed on the drive output, driving the submersible dredge pump.
- Using AFE technology, the VACON® 3000 drive is able to run on lower supply frequency and voltage. This saves energy, since the generator engine can run at optimized speed.

An MV switchboard including a sine filter performs the selection between the inboard dredge pump and the submersible dredge pump.

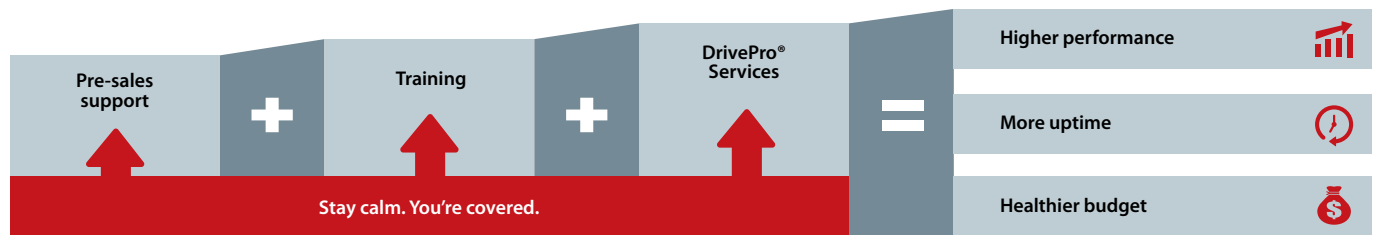
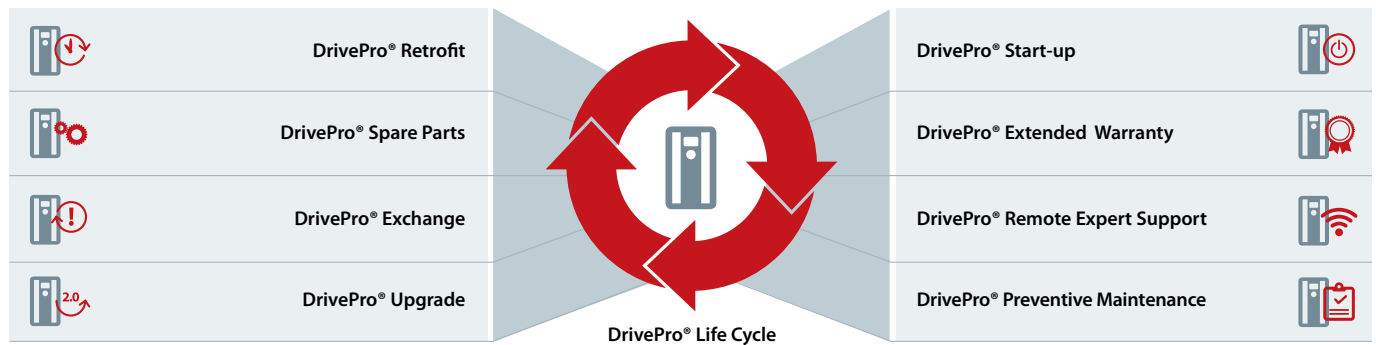
Relevant product characteristics

The VACON® 3000 qualified for the project by fulfilling IHC D&A specification aspects like: suitability for a marine environment, minimum weight, small footprint and low volume. In addition, the power module design is well-suited to the task, contributing with specific measures to avoid dust of any kind and pollution contaminating the semiconductors during ship construction.



You're covered with DrivePro® Life Cycle service products

Get the most out of your systems, with the help of DrivePro® services for Danfoss VLT® and VACON® drives. You get services that go beyond simple troubleshooting, maintenance, repairs and replacements. They also proactively improve productivity, performance and uptime.



Danfoss Drives' comprehensive portfolio of services spans the entire life cycle of your drives, and is delivered by experts. The services are customized to your requirements, whenever and wherever you need them.

What DrivePro® services can do for your operations:

Add value: DrivePro® services add value to your processes and business. You win efficiency, predictability and peace of mind.

Deliver know-how: DrivePro® experts understand the special characteristics, needs and requirements of your AC drives applications, your industry, and your business.

Keep you at the forefront: DrivePro® services ensure you have access to all the latest innovations in the form of upgrades or exchanges. Because we understand your application needs, we are confident in making recommendations for the future. Discover more at drivepro.danfoss.com



DrivePro® app

Use the DrivePro app for fast access to the DrivePro® services, for improved productivity, performance and uptime of your systems. Find your closest service partner, place a service request, and register your VLT® and VACON® drives. You can also look up product information, specifications and manuals for your specific VLT® or VACON® drive based on the nameplate product code, or the product name.





A winning combination of modular components...

Firstly, this drive comes as a unique modular concept. The **VACON® 3000 modules** offer you new opportunities to easily and reliably create purpose-built MV drives. These power modules can be engineered deeper than ever before into system solutions, allowing for designs that better suit the needs of your application.

- Well-thought-out concept of modular, adaptable components
- Reliability in harsh conditions
- Optimal use of space

..and a partner with proven track record


Secondly, you get market-leading professional guidance from Danfoss Medium Voltage Partners who can support your project from cradle to completion. These partners integrate the individual drive modules, and filter technology in one compact, fully assembled and tested unit; and provide their support onsite during installation and start-up.

Our partners continuously receive support via the MVP Program®, adding value by being able to create their own system and cabinet offering – tailored perfectly to your applications.

- Expert support all the way through the system lifecycle
- Adaptable integration capabilities



VACON® 3000 Drive Kit **units**





1 Inverter unit

Robust, compact and water-cooled – state-of-the-art technology for latest system design. The small dimensions make single-phase modules easy to handle and facilitate quick maintenance. Robust electronics guarantee high performance, reliability, and durability of the modules.



2 Front-end unit

Various modules are available for the VACON® 3000 front end. In addition to 12-pulse standard rectifier modules, the medium-voltage drive can also be fitted with an active front end, which feeds the braking energy generated directly back into the network, for regenerative applications.



3 Pre-charge unit


The pre-charge unit features the latest design. It is extremely compact and requires no pre-charge resistors. It also limits the load current and facilitates the safe start-up of the drive. It requires no fans or other special cooling and provides its own thermal protection. The power supply is a single-phase low-voltage source.



4 Control unit

Based on the VACON® 100 controller, the control unit comprises integrated Ethernet interfaces and a graphical display. State-of-the-art control algorithms are available for the comprehensive control of frequency, speed and torque:

- U/f control
- Open loop control (sensorless vector control) – speed and torque control
- Closed loop control (field oriented) – full control of torque and speed (requires an encoder)



5 Filters

Filters are key systems components. These filter units comprise both L, C and common mode filters for the AFE version. The L filters are optimized for the VACON® 3000, have hybrid cooling, forced air-to-liquid heat exchange, and provide outstanding efficiency for the entire system.



Reference designs for **reduced engineering**

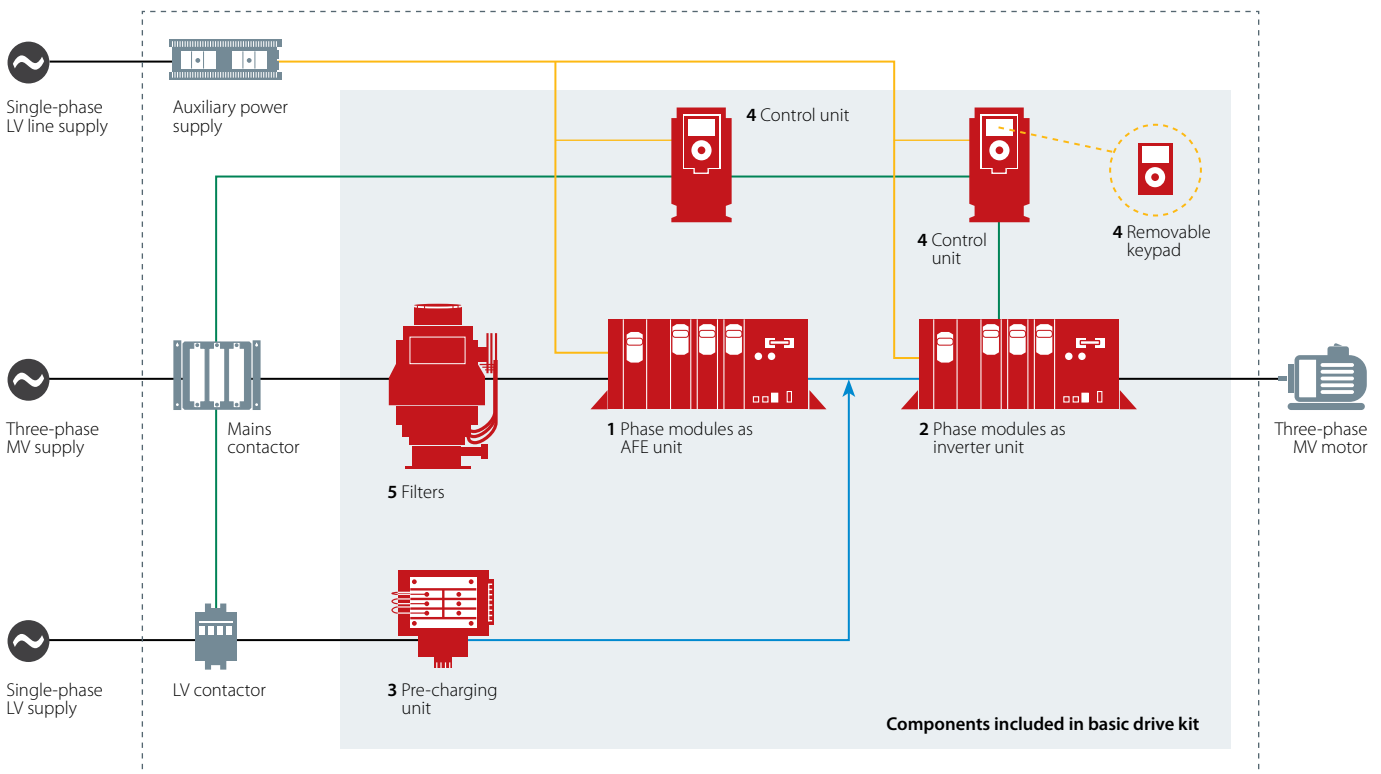
New way of doing business

Not only is the VACON® 3000 Drive Kit totally original, but the business model is also unique, offering you commercial advantages, no matter whether you are a system integrator, an OEM or the equipment owner. Due to close collaboration between Danfoss Drives and its authorized Medium Voltage Partners in the Danfoss MVP Program®, the engineers and the owners benefit from a high level of knowledge transfer and application engineering assistance from Danfoss. This collaboration

ensures strong system performance combined with state-of-the-art system energy efficiency – as well as the most compact power dense MV drives solutions available anywhere. Danfoss Drives can promise this based on its global and decades-long market leadership as specialists purely focused on AC drives.

Authorized Medium Voltage Partners, members of the MVP Program®, have access to reference designs for definite-purpose drives.

- To create a reference design: Obtain the reference design from the Danfoss MVP Portal. Order the modules as a kit. Add commercially available standard parts. Build the drive according to the instructions.
- To create an original design: When creating an original design, you can use a reference design as a starting point, or start from scratch.



Example of VACON® 3000 Drive Kit: single line diagram for an AFE configuration.
The reference design package includes a design guide, circuit diagrams, 3D models, parts list and mechanical drawings.



Partner focus

A partner **you can trust**

The Danfoss Drives Medium Voltage Partner Program (MVP Program®)

Danfoss Drives cooperates with a special network of partner companies with long-standing experience in the medium-voltage sector. They integrate the individual drive modules, feed-in and filter technology in one compact, fully assembled and tested device and provide their support on-site during installation, start up and optimization.

Authorized and fully supported by Danfoss

The Danfoss Drives MVP Program® provides our partners with the necessary tools, training and support needed to create custom dedicated Medium Voltage Drives for your project. We supply the MV drives modules, while they engineer and assemble the cabinets for you.

Partner programs for individual solutions

The partners, who are OEMs, system integrators or switchgear manufacturers, have full knowledge of the requirements in the medium-voltage sector, in most cases know the applications and are able to compile systems tailored to customers' requirements using the robust and compact VACON® 3000 modules, individually fit them into the space provided and optimize them to meet requirements.

Center of Excellence for Danfoss Drives high-power and medium-voltage drives

We have established Centers of Excellence in various locations around the world to provide our partners and end customers with even better engineering solutions and optimized processes. They give both customers

and partners access to experienced staff, to develop new systems or further optimize and improve existing systems.

The centers are home to MV and LV drive specialists as well as comprehensive test stations and laboratories where applications can be tested or simulated. Machines and their correct drives can be optimized to meet the requirements of the respective application. OEMs and other customers can request the integration of tailored software solutions.

VACON® 3000 Drive Kit

– functional units and kits

Kits

The VACON® 3000 Drive Kit includes all the main parts for the drive.

Two different drive configurations are available: regenerative, with active front-end (AFE) or non-regenerative, with diode front-end (DFE). The two kit types are therefore:

- AFE
- 12-pulse DFE

Use the basic AFE kit for installations supplied by a dedicated transformer. When the system is not supplied via a dedicated transformer, then use the basic AFE kit plus the common mode filter option.

Use the **12-pulse DFE kit** when regeneration or low harmonic performance is not needed.

Each VACON® 3000 Drive Kit comprises the following functional units:

- Control unit (CNU)
- Inverter unit (INU)
- Active Front End unit (AFE) or Diode Front End unit (DFE)
- Pre-charge unit (PRC)
- Brake chopper unit (BCU)*
- Filters*

*optional

Functional units

Control unit (CNU)

For drives with AFE, one control unit controls the inverter units; and another control unit controls the AFE and pre-charge units.

For 12-pulse DFE drives, the control units controls all inverter units, and the pre-charge unit.

There are three separate control units, one for the active front-end unit, (AFE), one for the inverter unit (INU), and one for the brake chopper unit (BCU).

Inverter unit (INU)

The inverter unit includes either 3 or 6 liquid-cooled single-phase phase modules, also known as power conversion units (PCU).

Active front-end unit (AFE)

The VACON® 3000 Drive Kit with AFE is a fully regenerative low-harmonic power converter kit. The AFE converts the supply AC voltage to DC voltage. When the motor is braking, the AFE supplies power back to the supply side. The AFE includes 3 or 6 phase modules (PCU) and an LC filter (a choke plus capacitor), as well as a control unit for the AFE. This AFE control unit has two functions: to control the AFE phase modules and the pre-charge unit, and to ensure the AFE voltage synchronizes smoothly to the supply-side voltage.

Diode front-end unit (DFE)

The 12-pulse DFE is a power converter, which changes the AC supply voltage to DC voltage. The DFE includes two rectifiers, a DC filter choke and a DC capacitor. It consists of 2 phase modules (PCUs) supplied through a dedicated transformer with 2 secondary windings.

Brake chopper unit (BCU)

For certain DFE configurations demanding dynamic braking, a brake chopper is required. The brake chopper is a DC/AC converter, which transfers the energy during braking to a brake resistor supplied by an external partner.

The brake chopper consists of up to three L20 or L30 phase modules. It also includes its own control unit.

The brake chopper switches between the DC link neutral point and DC+/DC-.

Pre-charge unit (PRC)

The pre-charge unit charges the DC link capacitors before start-up of the drive. The low-voltage adaptability ranges from 230 V up to 480 V.

Modules which are components of the functional units

L20 and L30 phase modules

The VACON® 3000 phase modules are liquid-cooled single-phase power conversion units. In sets of three, the phase modules make a full 3-phase DC/AC or AC/DC converter. The same phase modules are used in AFE and INU units and as brake choppers.

The phase modules monitor the phase current and DC voltages, and if there is a fault, stop automatically and independently. The fault signal is then sent to the control unit to stop the other phase modules. The phase modules also have an earth fault detection circuit, which monitors the DC voltages and ground. If there is an earth fault, the circuit causes an alarm and stops the AC drive.

The phase modules are available in 2 different voltage and 2 different current classes. The size and number of the used phase modules is specified by the nominal voltage and current of the AC drive.

D20 and D30 power modules

The VACON® 3000 D20 and D30 power modules are liquid-cooled diode front end (DFE) power conversion units. The DFE power module is a 3-phase diode rectifier, which changes the input AC current to DC current.

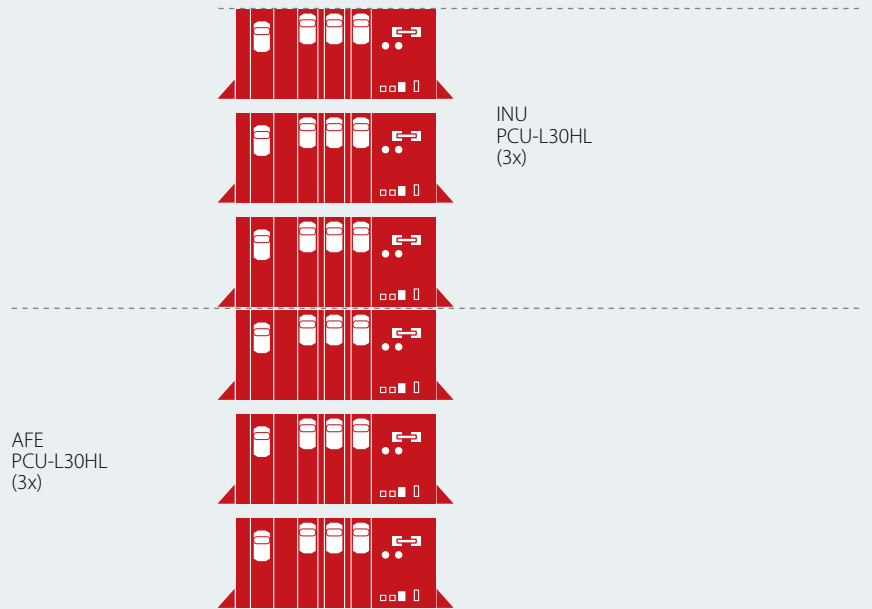
The modules are available in 4 different voltage and current classes. The size of the phase module is specified by the nominal voltage and current of the AC drive.

Form factor

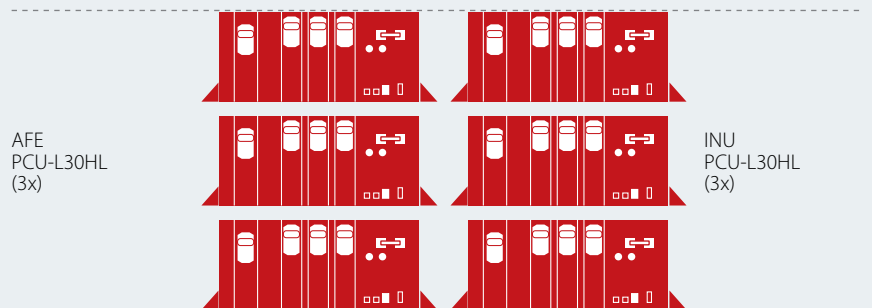
You are free to arrange the modules to use the form factor that fits your application best. This flexibility gives you the opportunity to design AC drives suitable for MV applications where it was previously impossible due to space restrictions.

Examples of assemblies with different form factors:

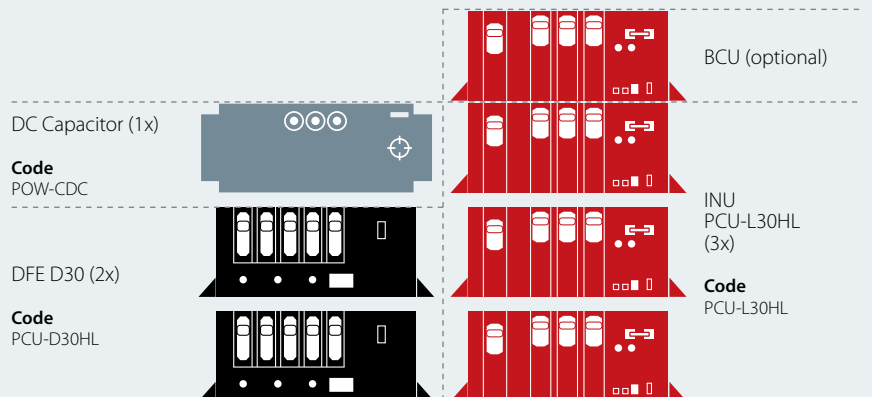
The single-stack assembly



The six-pack assembly



The seven-pack assembly



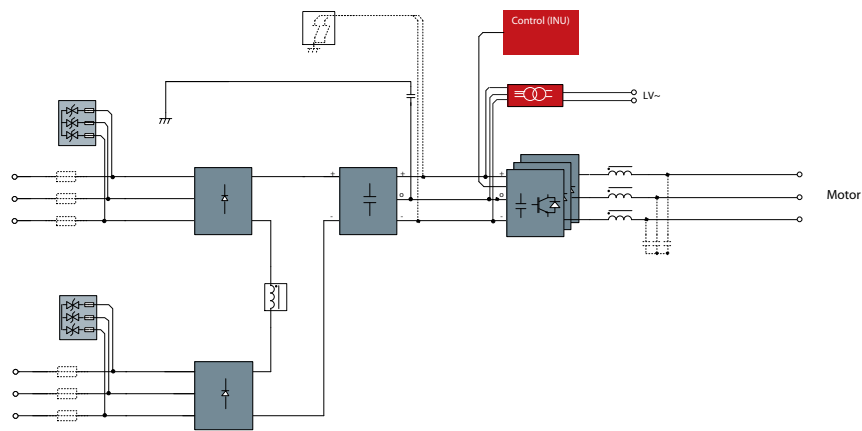
Technical data

Topology	3-level neutral point clamped (NPC) with grounded heatsink	HV-IGBT
Inverter capacity	L20-HLx3	425 A, 3300 V, 2.4 MVA* 340 A, 4160 V, 2.4 MVA*
	L30-HLx3	640 A, 3300 V, 3.7 MVA* 510 A, 4160 V, 3.7 MVA* * Higher power capacities achieved by paralleling inverters
Input voltage		3300 V, 3 phases ± 10% 4160 V, 3 phases ± 10%
Input frequency		50 Hz ± 5% (3300 V) or 60 Hz ± 5% (4160 V)
Rectifier	Active Front End	AFE
	Diode Front End	12-pulse DFE
Input current THD	AFE	< 5%
	12-pulse DFE	typically <15% (depending on network impedance)
Power factor		>0.95
Output voltage levels		3 (5 phase-to-phase)
Output frequency		0-120 Hz
Accel./Decel. time		0.1-3600 s
Grounding		Resistance grounded neutral point, high or low resistance grounding system of electricity supply, if no dedicated transformer is installed. For operation in an IT network without a dedicated transformer, speak to Danfoss Drives.
Switching frequency		AFE: 1050 Hz (50 Hz) and 1260 Hz (60 Hz) INU: 900 Hz synchronous PWM
Motor control method	Asynchronous (induction) motor	U/f control Open loop control Indirect closed loop control Closed loop control
Communication		AI/O, DI/O, fieldbuses (e.g. PROFIBUS DPV1, DeviceNet), industrial Ethernet protocols (PROFINET IO and EtherNet IP™), VACON® PC tool
Main protective functions		Torque and power limit, current limit, overcurrent, overvoltage, undervoltage, loss of auxiliary power, loss of communication, ground fault detection
Efficiency	AFE + INU	>97.5%
	DFE + INU	>98.5%, excluding the input transformer
Temperature	Operational (<i>ambient</i>)	0 °C to +45 °C (+30 °F to +113 °F)
	Storage (<i>ambient</i>)	-40 °C to +70 °C (-40 °F to +158 °F); No liquid in heat sink under 0 °C (+32 °F)
	Power module inlet cooling liquid	0 °C to +43 °C (+32 °F to +109 °F). Lowest allowed cooling liquid temperature 2 °C (3.6 °F) above the dew point.
Relative humidity		< 95 % RH, non-condensation, non-corrosive
Cooling	Power module (<i>phase modules, rectifiers</i>)	Liquid cooled
	Chokes	Hybrid cooling (<i>forced air cooled with air-to-liquid heat exchanger</i>)
Standards		IEC**, UL** ** certification pending

Power rating

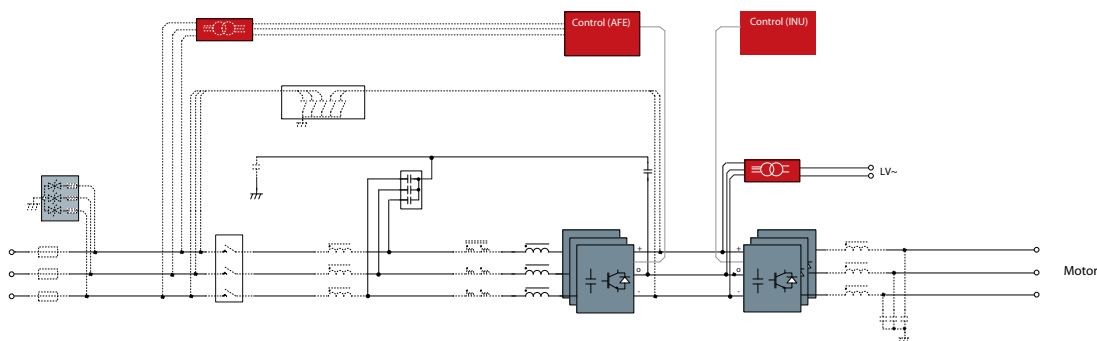
12-pulse DFE drives

AC drive type	Continuous rating (variable torque)		Low overload rating 110% (constant torque)		High overload rating 150% (constant torque)		Output frame size
	Continuous current I_{th} [A]	Continuous power [kVA]	Continuous current I_L [A]	Continuous power [kVA]	Continuous current I_H [A]	Continuous power [kVA]	
Nominal voltage 3300 V							
VACON3000-12-0425-03	425	2430	386	2209	283	1620	L20-HLx3 (425-03)
VACON3000-12-0640-03	640	3660	582	3327	427	2440	L30-HLx3 (640-03)
VACON3000-12-0820-03	820	4690	745	4264	547	3127	L20-HLx6 (425-03)
VACON3000-12-1230-03	1230	7030	1118	6391	650	4680	L30-HLx6 (640-03)
Nominal voltage 4160 V							
VACON3000-12-0340-04	340	2450	309	2227	227	1633	L20-HLx3 (340-04)
VACON3000-12-0510-04	510	3670	464	3336	340	2447	L30-HLx3 (510-04)
VACON3000-12-0650-04	650	4680	591	4255	433	3120	L20-HLx6 (340-04)
VACON3000-12-0980-04	980	7060	891	6418	650	4680	L30-HLx6 (510-04)



Active Front End drives

AC drive type	Continuous rating (variable torque)		Low overload rating 110% (constant torque)		High overload rating 150% (constant torque)		Output frame size
	Continuous current I_{th} [A]	Continuous power [kVA]	Continuous current I_L [A]	Continuous power [kVA]	Continuous current I_H [A]	Continuous power [kVA]	
Nominal voltage 3300 V							
VACON3000-4Q-0425-03	425	2430	386	2209	283	1620	L20-HLx3 (425-03)
VACON3000-4Q-0640-03	640	3660	582	3327	427	2440	L30-HLx3 (640-03)
VACON3000-4Q-0820-03	820	4690	745	4264	547	3127	L20-HLx6 (425-03)
VACON3000-4Q-1230-03	1230	7030	1118	6391	650	4680	L30-HLx6 (640-03)
Nominal voltage 4160 V							
VACON3000-4Q-0340-04	340	2450	309	2227	227	1633	L20-HLx3 (340-04)
VACON3000-4Q-0510-04	510	3670	464	3336	340	2447	L30-HLx3 (510-04)
VACON3000-4Q-0650-04	650	4680	591	4255	433	3120	L20-HLx6 (340-04)
VACON3000-4Q-0980-04	980	7060	891	6418	650	4680	L30-HLx6 (510-04)



Options

VACON® 3000 Drive Kit

Factory option	Description	Option slot				AC drive
		B	C	D	E	VACON® 3000
I/O options						
+HRGR	Standard I/O board: 2 x AI, 6 x DI, 1 x AO, 10 V _{ref} , 24 V _{in} , 2 x 24 V _{out} , RS485, 3 x RO	■				■
+S_B1	6 x DI / DO, programmable		■	■	■	■
+S_B4	1 x A1, 2 x AO (isolated)		■	■	■	■
+S_B5	3 x RO		■	■	■	■
+S_B9	1 x RO, 5 x DI (42-240 V AC)		■	■	■	■
+S_BF	1 x AO, 1 x DO, 1 x RO		■	■	■	■
Communications						
+S_E3	PROFIBUS DPV1			■	■	■
+S_E5	PROFIBUS DPV1 (D9)			■	■	■
+S_E6	CANopen			■	■	■
+S_E7	DeviceNet			■	■	■
+S_EC	EtherCAT			■	■	■
+S_E9	Dual Port Ethernet			■	■	■
Power dependent options						
+PICM	Input common mode filter <i>(for AFE variants only)</i>					■
+QTVS	Transient suppressor on input					■
+PODU	Output dU/dt filter					■
+POSI	Output sine filter					■
+PHSI	High source impedance <i>(for AFE variants only)</i>					■
+DBCUC	Brake chopper for dynamic braking <i>(excl. resistor)</i>					■
+CICO	Mains contactor <i>(for AFE variants only)</i>					■
Auxiliary units options						
+QPTR	Potential transformer for input voltage measurement <i>(for AFE variants only)</i>					■
+QAIT	Isolated auxiliary transformer for power section					■
+PRAC	Rack for power modules assembly					■
+QGSW	Grounding switch					■
+QFCO	Fiber cables for control signaling					■
+QAPS	Auxiliary power supply for electronics					■
+PLC2	Power module cooling connectors					■
Warranty						
+WT02	Extended warranty: 24 months from shipment or 18 months of commissioning					■
+WT03	Extended warranty: 30 months from shipment or 24 months of commissioning					■

VACON® 3000 Drive Kit

Standard factory option	Description	AC drive
		VACON® 3000
Default for all VACON® 3000 drives		
+HMGR	Graphical keypad	■
+FBIE	Industrial Ethernet protocols: PROFINET IO and EtherNet/IP™ <i>(software option onboard)</i>	■
+SRBT	Real time clock battery	■
+DPAP	Printed manuals	■
+DLUS	English (USA)	■
+WT01	Extended warranty: 18 months from shipment or 12 months of commissioning	■

VACON® 3000

Option board	Description	Option slot code			AC drive
		C	D	E	VACON® 3000
OPTB1	I/O: 6 x digital input/digital output, programmable	+SCB1	+SDB1	+SEB1	■
OPTB2	I/O: 2 x relay output + thermistor	+SCB2	+SDB2	+SEB2	■
OPTB4	I/O: 1 x analogue input, 2 x analogue output (<i>isolated</i>)	+SCB4	+SDB4	+SEB4	■
OPTB5	I/O: 3 x relay output	+SCB5	+SDB5	+SEB5	■
OPTB9	I/O: 1 x relay output, 5 x digital input (42-240 V AC)	+SCB9	+SDB9	+SEB9	■
OPTBF	I/O: 1 x analogue output, 1 x digital output, 1 x relay output	+SCBF	+SDBF	+SEBF	■
OPTC4	Fieldbus: LonWorks*		+SDC4	+SEC4	■
OPT E3	Fieldbus: PROFIBUS® DP V1 (screw connector)*		+SDE3	+SEE3	■
OPT E5	Fieldbus: PROFIBUS® DP V1 (D9 connector)*		+SDE5	+SEE5	■
OPT E6	Fieldbus: CANopen*		+SDE6	+SEE6	■
OPT E7	Fieldbus: DeviceNet*		+SDE7	+SEE7	■

In the option code, the second letter is the slot code.

*For and AFE drive kit the option includes two boards, one for the AFE control unit and one for the INU control unit.

Liquid to liquid heat exchangers

We have a range of cooling units based on liquid-to-liquid heat exchangers (HX), which improve the availability and usability of AC drive systems. The heat exchanger is a pre-designed, pre-tested and fully functional package that ensures safety and reliability.

Intelligent system interfaces for heavy industries

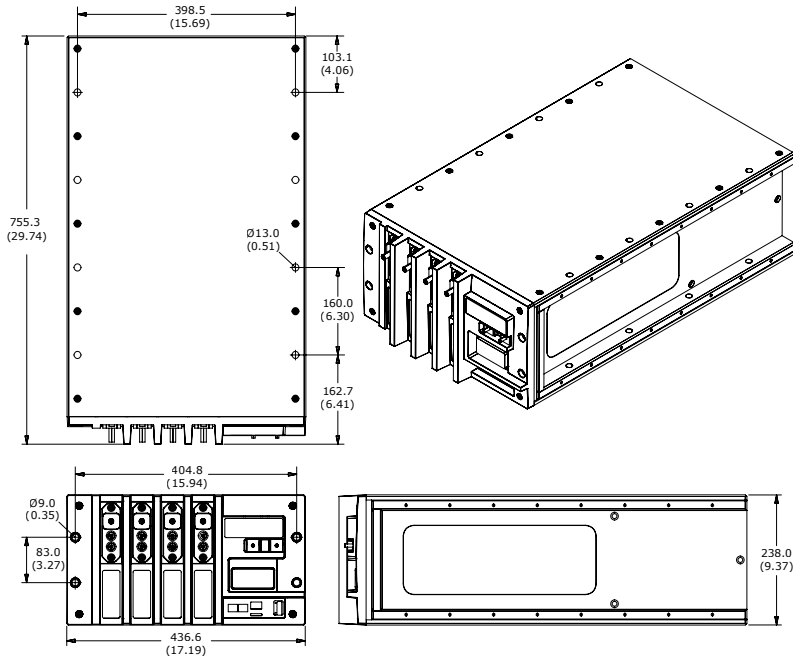
- Self-supporting module rack construction
- Cooling circuit equipped with threaded joints or flanges
- Heavy industry, stainless steel
- Industrial water heat exchanger, three-way-valve, pump, AC drive
- Flow and pressure sensors
- Stainless steel AISI piping
- Two-way-valve
- Heat exchanger installed inside a Rittal TS8 or VSG VEDA 5000 cabinet
- Double pumps for marine class requirements, types 120 kW and 300 kW

Liquid to liquid heat exchangers

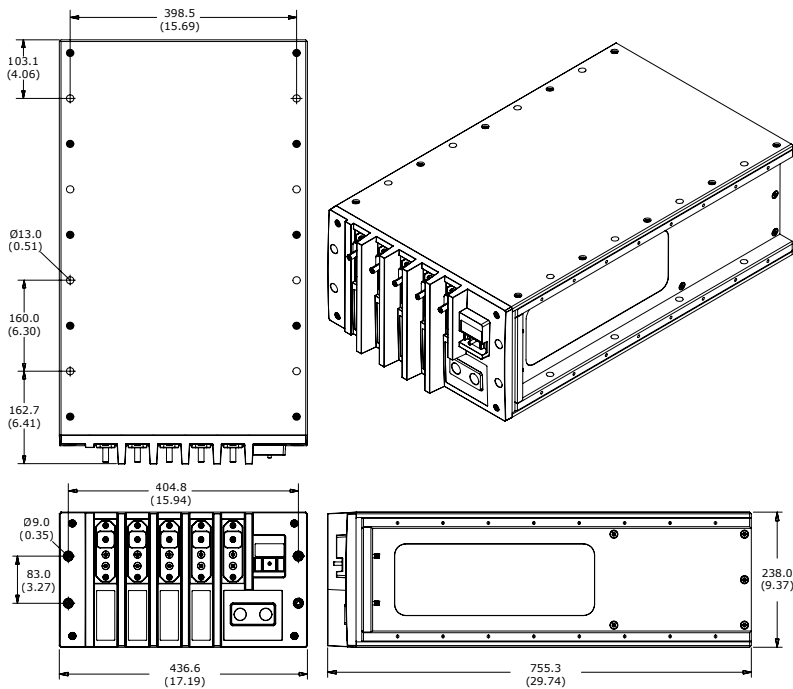
	HXL/M-M/V/R-120-N-P	HXL/M-M/R-300-N-P
Cooling power	0...120 kW	0...300 kW
Mains supply	380...420 VAC	380...500 VAC
Flow	120...360 l/min	360...900 l/min
Distribution pressure	HXL: 1 bar / l = 40 m, DN50 HXM: 0.7 bar / l = 30 m, DN50	HXL: 1 bar / l = 40 m, DN80 HXM: 0.7 bar / l = 25 m, DN80
Double pump	HXM	HXM
Cabinets	VEDA, Rittal	Rittal
Dimensions W x H x D [mm] (without cabinet)	705 (982) x 1885 x 603	1100 x 1900 x 750

*l = maximum distribution distance with specific DN diameter

Phase module dimensions and weight



Type designation code	PCU-L20HL-425-3	PCU-L30HL-640-3	PCU-L20HL-340-4	PCU-L30HL-510-4
Module size	L20	L30	L20	L30
Nominal voltage	3300 V	3300 V	4160 V	4160 V
Nominal current	425 A	640 A	340 A	510 A
Weight	69 kg [152 lb]	96 kg [212 lb]	69 kg [152 lb]	96 kg [212 lb]



Type designation code	PCU-D20HL-4 25-3-12P	PCU-D30HL-6 40-3-12P	PCU-D20HL-8 20-3-12P	PCU-D30HL-1 230-3-12P	PCU-D20HL-3 40-4-12P	PCU-D30HL-5 10-4-12P	PCU-D20HL-6 50-4-12P	PCU-D30HL-9 80-4-12P
Module size	D20	D30	D20	D30	D20	D30	D20	D30
Nominal voltage	~1840 V				~2300 V			
Nominal current	425 A	640 A	820 A	1230 A	340 A	510 A	650 A	980 A
Weight	59 kg [130 lb]	82 kg [181 lb]	59 kg [130 lb]	82 kg [181 lb]	59 kg [130 lb]	82 kg [181 lb]	59 kg [130 lb]	82 kg [181 lb]

Typecode key

VACON® 3000 Drive Kit

VACON3000	4Q	0425	03	+PICM	+QPTR
VACON3000					
	4Q				
	0425				
	03				
	+PICM				
	+QPTR				

Product range
VACON® 3000

Front end
12 = 12-pulse
4Q = AFE

Drive rating
e.g. 0425 = 425 A

Motor voltage/output voltage
(Same terminology as for LV)
03 = 3300 V
04 = 4160 V

Options
e.g. +PICM = Input common mode filter

Options
e.g. +QPTR = Potential transformer for input voltage measurement (for AFE)

Optimize your configuration using our expertise

When configuring and installing the VACON® 3000 Drive Kit, you can draw upon the experience of experts in Danfoss Drives' Application Development Centres (ADCs). Consulting and testing services provided by application experts are available to you as a customer from anywhere in the world. Simply contact your local Danfoss Drives sales office.

Medium Voltage

Services offered at the Medium Voltage Application Development Center (ADC) include production and testing of medium-voltage AC drives. Full testing of configurations up to 4.5 MW is available, including expansions to 9 MW.

The Medium Voltage ADC is located in Research Triangle Park (RTP), Raleigh-Durham area, North Carolina. Close

to research centers, universities and existing power electronic clusters, this is an ideal location, where our customers benefit from the knowledge density in the local power electronics environment.

Marine and Offshore

The focus at the Marine Application Development Center (ADC) is on hybridization, including storage, and medium-voltage drives. Danfoss is renowned for long-term stability in product quality, and the ADC combines that with short-term agility to be able to act as an early adapter of Megatrends. Through its partners, the ADC has test facilities available to build, test and validate new solutions at full scale, with a direct interaction between key partner engineers and Danfoss R&D engineers.

The Marine ADC is located in the Netherlands, and is equipped with a range of testing and demo units. These include a full-scale medium-voltage test setup with loads up to 2 MW, and a second LV motor load test bench for regenerative applications, and multiple VACON® drives for drive sync applications, generator synchronizing and load sharing.

A power-conversion-technology test bench with battery system is available for testing and demonstrating energy storage and grid converter applications for hybrid propulsion systems, and ship-to-shore power supply.



A better tomorrow is **driven by drives**

Danfoss Drives is a world leader in variable speed control of electric motors.

We offer you unparalleled competitive edge through quality, application-optimized products and a comprehensive range of product lifecycle services.

You can rely on us to share your goals. Striving for the best possible performance in your applications is our focus. We achieve this by providing the innovative products and application know-how required to optimize efficiency, enhance usability, and reduce complexity.

From supplying individual drive components to planning and delivering complete drive systems; our experts are ready to support you all the way.

You will find it easy to do business with us. Online, and locally in more than 50 countries, our experts are never far away, reacting fast when you need them.

You gain the benefit of decades of experience, since 1968. Our low voltage and medium-voltage AC drives are used with all major motor brands and technologies in power sizes from small to large.

VACON® drives combine innovation and high durability for the sustainable industries of tomorrow.

For long lifetime, top performance, and full-throttle process throughput, equip your demanding process industries and marine applications with VACON® single or system drives.

- Marine and Offshore
- Oil and Gas
- Metals
- Mining and Minerals
- Pulp and Paper

- Energy
- Elevators and Escalators
- Chemical
- Other heavy-duty industries

VLT® drives play a key role in rapid urbanization through an uninterrupted cold chain, fresh food supply, building comfort, clean water and environmental protection.

Outmaneuvering other precision drives, they excel, with remarkable fit, functionality and diverse connectivity.

- Food and Beverage
- Water and Wastewater
- HVAC
- Refrigeration
- Material Handling
- Textile

VLT® | VAGON®

For more information please visit mvp.danfoss.com

Danfoss can accept no responsibility for possible errors in catalogues, brochures and other printed material. Danfoss reserves the right to alter its products without notice. This also applies to products already on order provided that such alterations can be made without subsequential changes being necessary in specifications already agreed. All trademarks in this material are property of the respective companies. Danfoss and the Danfoss logotype are trademarks of Danfoss A/S. All rights reserved.