

# Disposal declaration

Frequency Converters Frame Size:

A1, A2, A3, A4, A5

Production Place: Denmark and USA

At Danfoss, we take into account environmental considerations during the design and development of new products. We collect as much reliable data from suppliers as possible to generate lists of materials and disposal instructions.

Ways of dismantling the product depend on national and/or local legislation and the capabilities of the scrapping facilities.

This environmental information about the product is based on existing knowledge and available data.

That Danfoss facility complies with TS 16949 including ISO 9001 and ISO 14001 standards.

## Frequency Converters covered:

**VLT® Automation Drive**

**VLT® HVAC Drive**

**VLT® AQUA Drive**

**VLT® Refrigeration Drive**

# 1. PRODUCT INFORMATION BUILD UP AND IDENTIFICATION

Frame size	A1	FC-301 FC-302
Voltage rating	T2	0,25 – 1,5 kW
	T4	0,37 – 1,5 kW

**VLT® AutomationDrive**  
www.danfoss.com

1 T/C: FC-302P1K1T5XXXXXXXXXXXXXXXXXXXXXXXXXXXX

2 P/N: 131Bxxxx S/N: 000000G123

4 1.1kW(400V) 1.5HP(460V)

5 IN: 3x380-500V 50/60Hz 9.0/7.4A

6 OUT: 3x0-Vin 0-1000Hz 10/8.2A

7 CHASSIS/IP20 Tamb. 50°C/122°F

Made in Denmark

UL US LISTED Listed 76X1 E134261 IND. CONT. EQ

9 CE EAC Danfoss A/S 6430 Nordborg Denmark


10 CAUTION: See manual for special condition/prefuse  
 Voir manuel de conditions spéciales/fusibles

WARNING: Stored charge, wait 4 min.  
 Charge résidu'elle, attendez 4 min.

1	Type code
2	Order number
3	Serial number
4	Power rating
5	Input voltage, frequency and current (at low/high voltages)
6	Output voltage, frequency and current (at low/high voltages)
7	Enclosure type and IP rating
8	Maximum ambient temperature
9	Certifications
10	Discharge time (Warning)



## 2. MAIN MATERIAL CONTENT FOR FRAME SIZES A1, A2, A3

Type	A1	FC-301 FC-302	A2	FC-301 FC-302 FC-311 FC-312	FC-102 FC-103 FC-202	A3	FC-301 FC-302 FC-311 FC-312	FC-102 FC-103 FC-202
	T2	0,25 – 1,5 kW	S2			1,1 kW	S2	
T4	0,37 – 1,5 kW	T2	0,25 – 2,2 kW	0,25 – 2,2 kW	T2	3,0 - 3,7 kW	3,0 - 3,7 kW	
		T4,T5	0,37 – 4,0 kW	0,37 – 4,0 kW	T4,T5	5,5 – 7,5 kW	5,5 – 7,5 kW	
					T6	0,75 – 7,5 kW	0,75 – 7,5 kW	
					T7	1,1 – 7,5 kW	1,1 – 7,5 kW	
								
Material	Content[kg]	(%wt)	Content [kg]	(%wt)	Content [kg]	(%wt)		
Aluminium primary (Al): Heatsink, Control unit, Front cover, Cable entry	0.483	19	1.48	30	1.84	28		
Iron/Steel primary (Fe): Terminal Plate, Side Cover, Coils/Transformers	0.340	14	0.76	15	1.38	21		
Copper primary (Cu): Coils/Transformers, Busbar	0.220	9	0.40	8	0.54	8		
Electronics:	0.864	35	1.40	28	1.74	27		

**Disposal Declaration for VLT Frame Size A**  
**Main Material Content For frame sizes A1, A2, A3**

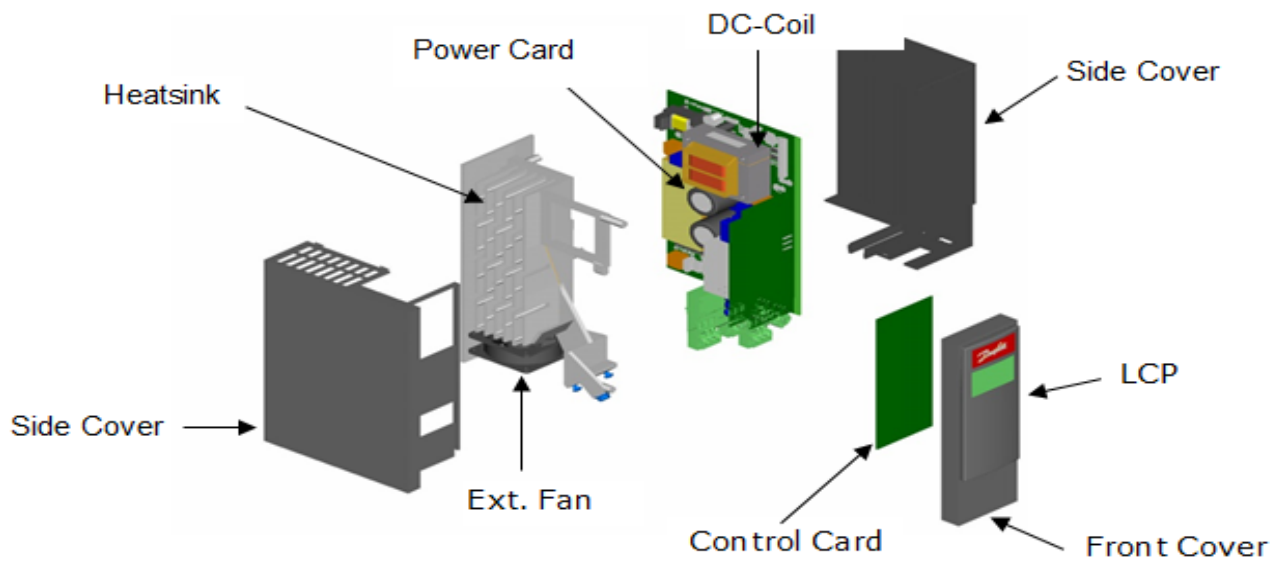
Rev. Sequence: A, 7

File Last Modified: 2016-06-14



Printed Circuit Boards (PCB), Component s: RFI,LCP,Terminal plate,Switch mode, Rectifier, Fan,Cables						
Plastics various: (Enclosures)	0.035	1	0.05	1	0.07	1
PCFR10(10% glass) CI and Br	0.380	15	0.63	13	0.70	11
Glass and glassfibres	-	-	-	-	-	-
Pottet parts (Aluminium, Steel, Cooper,Potting material)	-	-	-	-	-	-
Rubber gaskets	-	-	-	-	-	-
Other Materials: (For example Ferrit)	0.185	7	0.24	5	0.24	4
Weight of VLT®	2.50	100	4.9	100	6.5	100
Nr of Printed Circuit Assemblies (With LCP, Without option)	<b>4</b>		<b>4</b>		<b>4</b>	
Number of LCD's (Maximum)	<b>1</b>		<b>1</b>		<b>1</b>	

### 3. DRAWINGS

#### 3D drawing representing Frame Size A1, A2, A3:



## 4. MAIN MATERIAL CONTENT FOR FRAME SIZES A4, A5

Type	A4	FC-301 FC-302	FC-102 FC-103 FC-202	A5	FC-301 FC-302 FC-311 FC-312	FC-102 FC-103 FC-202
				S2		1,1 kW
	T2	0,25 – 2,2 kW	0,25 – 2,2 kW	T2	0,25 – 3,7 kW	0,25 – 3,7 kW
	T4,T5	0,37 4,0 kW	0,37 – 4,0 kW	T4,T5	0,37 – 7,5 kW	0,37 – 7,5 kW
				T6	0,75 – 7,5 kW	0,75 – 7,5 kW
						
Material	Content [kg]		(%wt)	Content [kg]		(%wt)
Aluminium primary (Al): Heatsink,Control unit, Front cover, Cable entry	3.7		44.3	8.49		63
Iron/Steel primary (Fe): Terminal Plate, Side Cover, Coils/Transformers	1.38		16.5	1.38		10
Copper primary (Cu): Coils/Transformers, Busbar	0.54		6.5	0.54		4
Electronics: Printed Circuit Boards (PCB), Components: RFI,LCP,Terminal plate,Switchmode, Rectifier, Fan,Cables	1.78		21.3	1.78		13
Plastics various: (Enclosures)	0.08		1.0	0.0		1
PCFR10(10% glass) Cl and Br	0.53		6.3	0.83		6
Glass and glassfibres	0.02		0.3	0.02		0.2

Potted parts (Aluminium,Steel, Cooper,Potting material)	-	-	-	-
Rubber gaskets	0.06	0.7	0.06	0.45
Other Materials: (For example Ferrit)	0.25	3	0.25	2
Weight of VLT®	8.4	100	13.4	100
Nr of Printed Circuit Assemblies (With LCP, Without option)	<b>4</b>		<b>4</b>	
Number of LCD's (Maximum)	<b>1</b>		<b>1</b>	

## 5. DRAWINGS

### 3D drawing representing Frame Size A4 & A5:

