

# Disposal declaration

Frequency Converters Frame Size: F1, F2, F3,  
F4

Production Place: USA and India

At Danfoss, we take into account environmental considerations during the design and development of new products. We collect as much reliable data from suppliers as possible to generate lists of materials and disposal instructions.

Ways of dismantling the product depend on national and/or local legislation and the capabilities of the scrapping facilities.

This environmental information about the product is based on existing knowledge and available data.

That Danfoss facility complies with TS 16949 including ISO 9001 and ISO 14001 standards.

## Frequency Converters covered:

**VLT® Automation Drive**

**VLT® HVAC Drive**

**VLT® AQUA Drive**

**VLT® Refrigeration Drive**

# 1. PRODUCT INFORMATION BUILD UP AND IDENTIFICATION

Frame size	A1	FC-301 FC-302
	T2	0.25 – 1,5 kW
Voltage rating	T4	0.37 – 1,5 kW

VLT® Series

**VLT® AutomationDrive**  
www.danfoss.com

1 T/C: FC-302P1K1T5XXXXXXXXXXXXXXXXXXXXXXXXXXXX

2 P/N: 131Bxxxx S/N: 000000G123

3

4 1.1kW(400V) 1.5HP(460V)

5 IN: 3x380-500V 50/60Hz 9.0/7.4A

6 OUT: 3x0-Vin 0-1000Hz 10/8.2A

7 CHASSIS/IP20 Tamb. 50°C/122°F

8

9

10

Made in Denmark

UL US LISTED Listed 76X1 E134261 IND. CONT. EQ

Danfoss A/S  
6430 Nordborg  
Denmark


**CAUTION:**  
See manual for special condition/prefuse  
Voir manuel de conditions spéciales/fusibles

**WARNING:**  
Stored charge, wait 4 min.  
Charge résiduelle, attendez 4 min.

1	Type code
2	Order number
3	Serial number
4	Power rating
5	Input voltage, frequency and current (at low/high voltages)
6	Output voltage, frequency and current (at low/high voltages)
7	Enclosure type and IP rating
8	Maximum ambient temperature
9	Certifications
10	Discharge time (Warning)



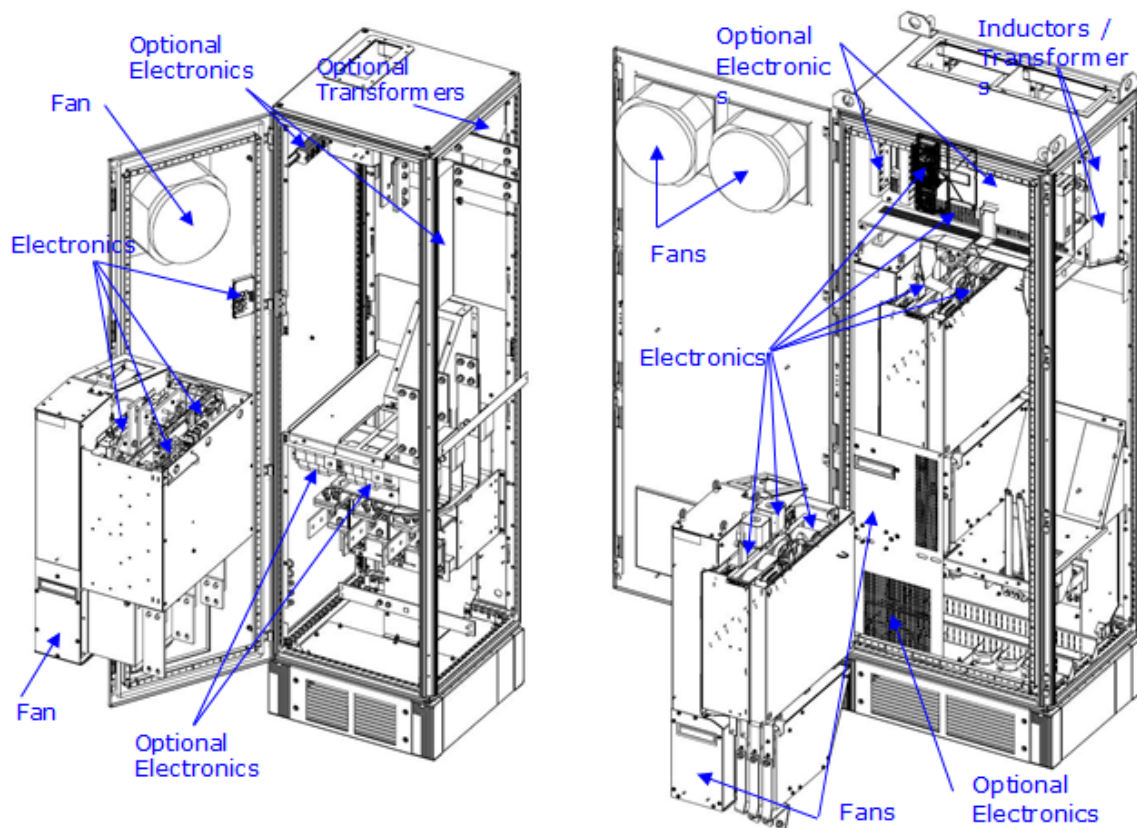
## 2. MAIN MATERIAL CONTENT FOR F1

Type	F1	FC-301 FC-302	FC-102 FC-202
	T4, T5	450 – 630 Kw	500 – 710 kW
	T7	630 – 800 kW	710 – 900 kW
			
Material	Content [kg]	(%wt)	
Aluminium primary (Al): Heatsink, Control unit, Front cover, Cable entry	44.02	4	
Iron/Steel primary (Fe): Terminal Plate, Side Cover, Coils/Transformers	543.45	54	
Copper primary (Cu): Coils/Transformers, Busbar	133.63	13	
Electronics: Printed Circuit Boards (PCB), Components: RFI, LCP, Terminal plate, Switchmode, Rectifier, Fan, Cables	93.55	10	
Plastics various: (Enclosures)	140,66	14	


Inductor/Transformer	47.14	5
Rubber gaskets	1.55	0
Other Materials: (For example Ferrit)	0	0
Weight of VLT®	1004	100
Nr of Printed Circuit Assemblies (With LCP, Without option)	<b>14</b>	
Number of LCD's (Maximum)	<b>1</b>	

### 3. DRAWINGS

#### 3D drawing representing Frame Size F1



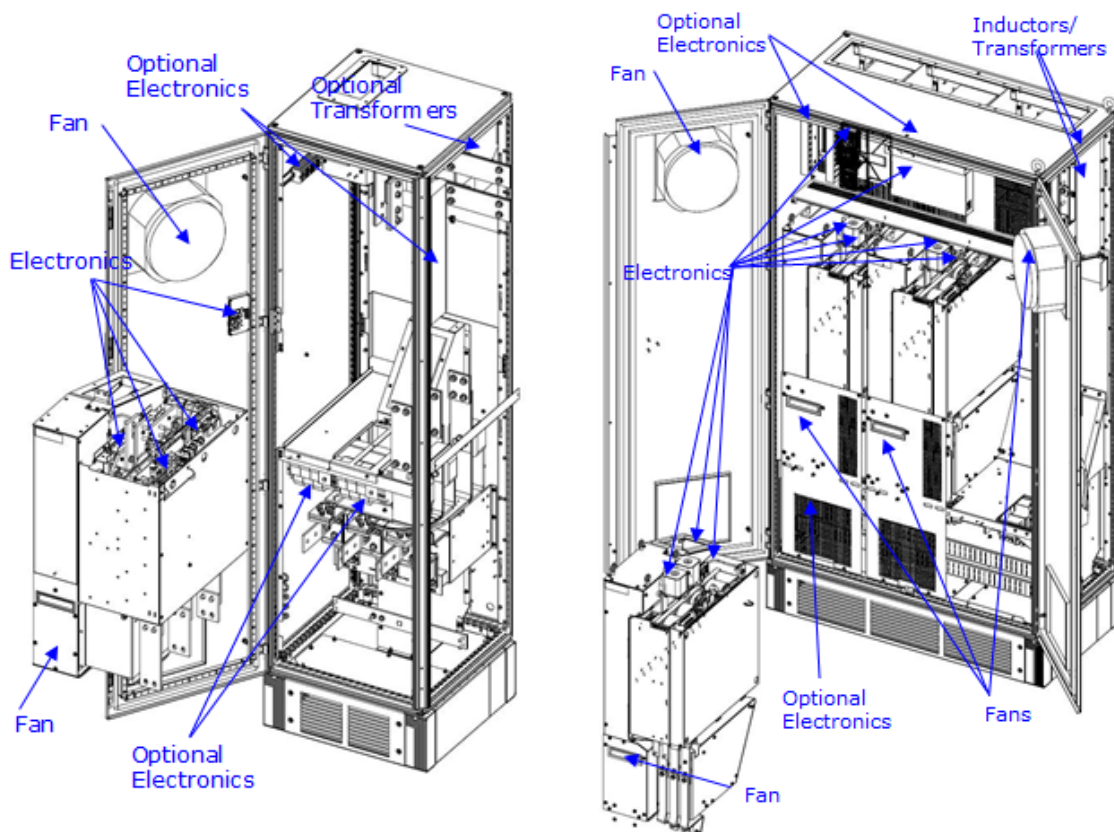
#### 4. MAIN MATERIAL CONTENT FOR F2

Type	F2	FC-301 FC-302	FC-102 FC-202
	T4, T5	710 – 800 kW	800 – 1000 kW
	T7	900 – 1000 kW	1000 – 1200 kW
			
Material	Content [kg]	(%wt)	
Aluminium primary (Al): Heatsink, Control unit, Front cover, Cable entry	104.66	8	
Iron/Steel primary (Fe): Terminal Plate, Side Cover, Coils/Transformers	708.4	56	
Copper primary (Cu): Coils/Transformers, Busbar	70.65	6	
Electronics: Printed Circuit Boards (PCB), Components: RFI, LCP, Terminal plate, Switchmode, Rectifier, Fan, Cables	104.89	9	
Plastics various: (Enclosures)	136.06	11	


Inductor/Transformer	119.47	10
Rubber gaskets	1.87	0
Other Materials: (For example Ferrit)	0	0
Weight of VLT®	1246	100
Nr of Printed Circuit Assemblies (With LCP, Without option)	<b>14</b>	
Number of LCD's (Maximum)	<b>1</b>	

## 5. DRAWINGS

### 3D drawing representing Frame Size F2



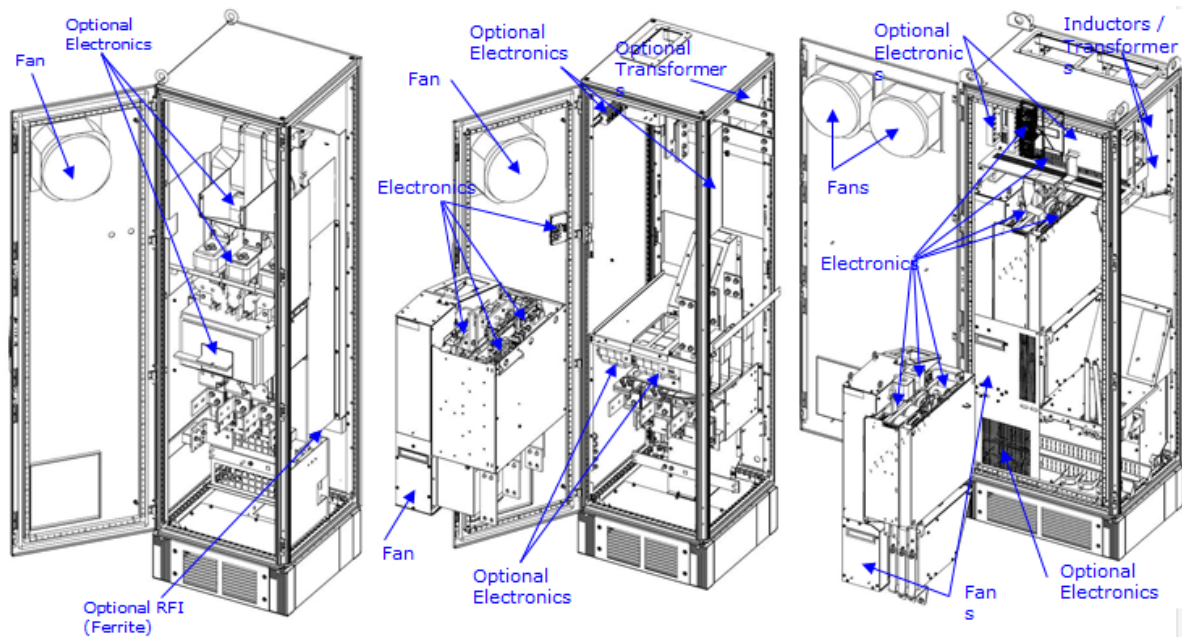
## 6. MAIN MATERIAL CONTENT FOR F3

Type	F3	FC-301 FC-302	FC-102 FC-202
	T4 , T5	450 – 630 kW	500 – 710 kW
	T7	630 – 800 kW	710 – 900 kW
			
Material	Content [kg]	(%wt)	
Aluminium primary (Al): Heatsink,Control unit, Front cover, Cable entry	57.24	4	
Iron/Steel primary (Fe): Terminal Plate, Side Cover, Coils/Transformers	738.58	54	
Copper primary (Cu): Coils/Transformers, Busbar	180.54	13	
Electronics: Printed Circuit Boards (PCB), Components: RFI,LCP,Terminal plate,Switchmode, Rectifier, Fan,Cables	126.04	9	
Plastics various: (Enclosures)	190.06	14	
Inductor/Transformer	62.83	5	

Rubber gaskets	2.11	0
Other Materials: (For example Ferrit)	9.6	1
Weight of VLT®	1367	100
Nr of Printed Circuit Assemblies (With LCP, Without option)	<b>30</b>	
Number of LCD's (Maximum)	<b>1</b>	


## 7. DRAWINGS

### 3D drawing representing Frame Size F3





## 8. MAIN MATERIAL CONTENT FOR F4

Type	F4	FC-301 FC-302	FC-102 FC-202
	T4, T5	710 – 800 kW	800 – 1000 kW
	T7	900 – 1000 kW	1000 – 1200 kW
			
Material	Content [kg]	(%wt)	
Aluminium primary (Al): Heatsink, Control unit, Front cover, Cable entry	129.47	8	
Iron/Steel primary (Fe): Terminal Plate, Side Cover, Coils/Transformers	860.57	56	
Copper primary (Cu): Coils/Transformers, Busbar	87.37	6	
Electronics: Printed Circuit Boards (PCB), Components: RFI, LCP, Terminal plate, Switchmode, Rectifier, Fan, Cables	129.65	8	
Plastics various: (Enclosures)	168.21	11	
Inductor/Transformer	147.75	10	
Rubber gaskets	2.28	0	

**Disposal Declaration for VLT Frame Size F Drawings**

Rev. Sequence: A, 3

File Last Modified: 2016-06-14

Other Materials: (For example Ferrit)	15.70	1
Weight of VLT®	1541	100
Nr of Printed Circuit Assemblies (With LCP, Without option)	<b>40</b>	
Number of LCD's (Maximum)	<b>1</b>	

## 9. DRAWINGS

### 3D drawing representing Frame Size F4

