

Installation Instructions

Blind Cover

Mounting

Ordering number for blind cover: 132B0262

1. Slide the blind cover into the display cradle on the top of the frequency converter.

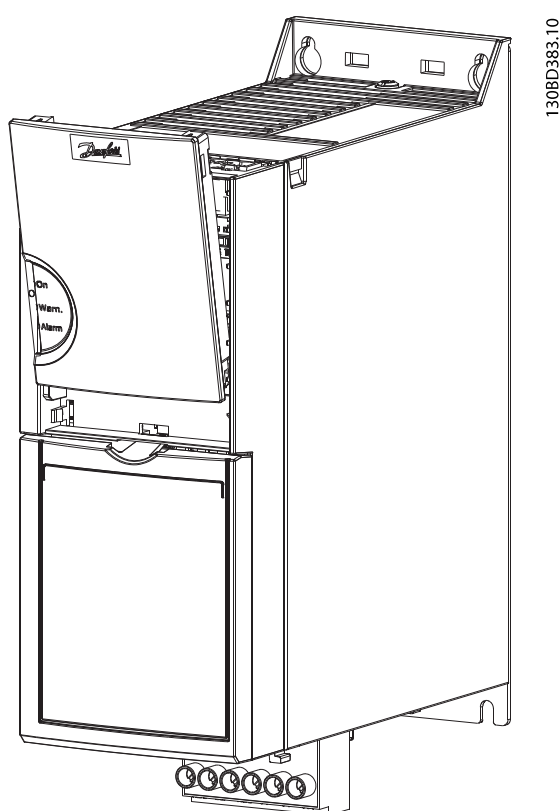
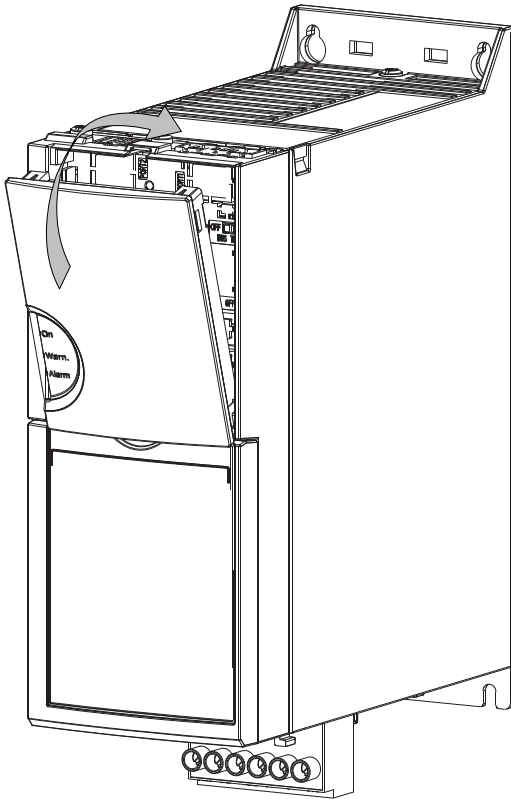
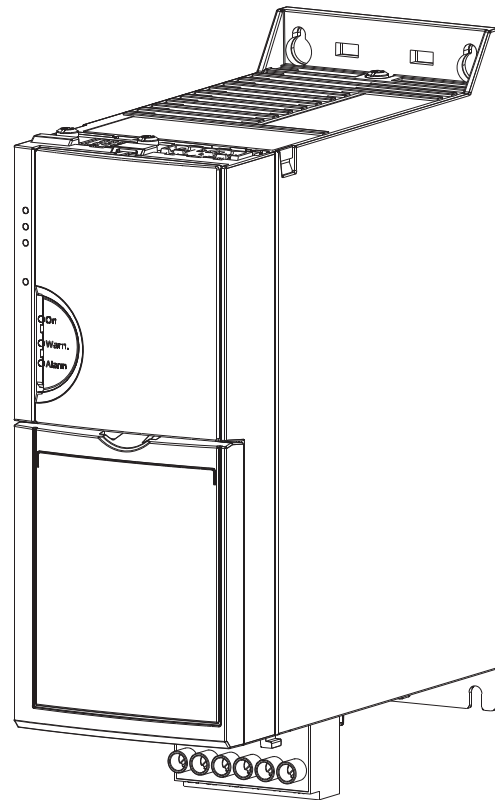


Illustration 1.1 Mount Blind Cover

2. Push the blind cover into place.



130BD384.10



130BD385.10

Illustration 1.3 Installation Completed

Illustration 1.2 Push into Place

.....
 Danfoss can accept no responsibility for possible errors in catalogues, brochures and other printed material. Danfoss reserves the right to alter its products without notice. This also applies to products already on order provided that such alterations can be made without subsequential changes being necessary in specifications already agreed. All trademarks in this material are property of the respective companies. Danfoss and the Danfoss logotype are trademarks of Danfoss A/S. All rights reserved.

Danfoss A/S
 Ulsnaes 1
 DK-6300 Graasten
vlt-drives.danfoss.com

