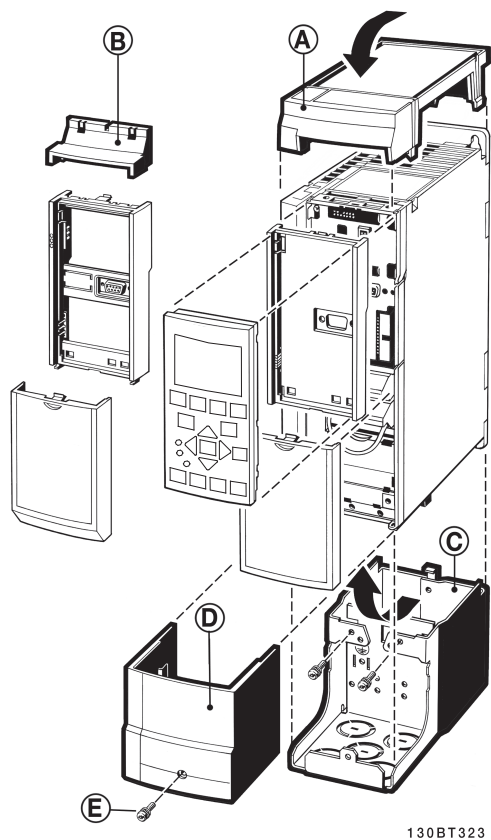


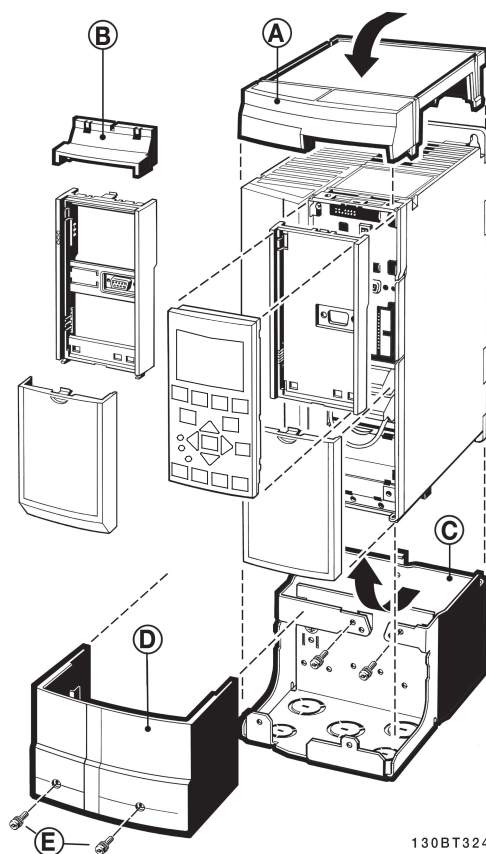
Instruction MCF 101 IP21 / Type 1 Enclosure Kit



130BT323

Frame Size A2

230V to 1/3 to 3HP, 460V to 1/2 to 5HP



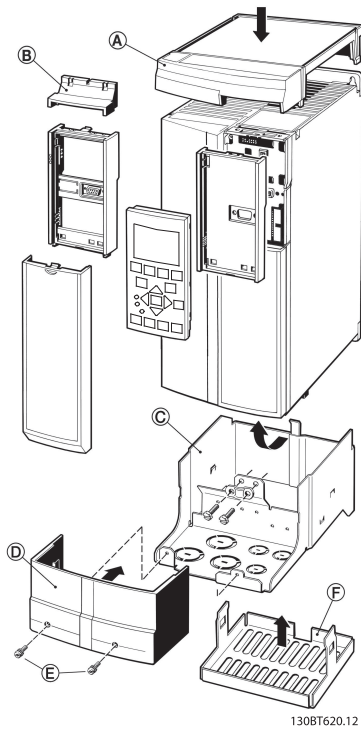
130BT324

Frame Size A3

230V, 5HP, 460V, 7.5 to 10HP, 575V 1 to 10HP

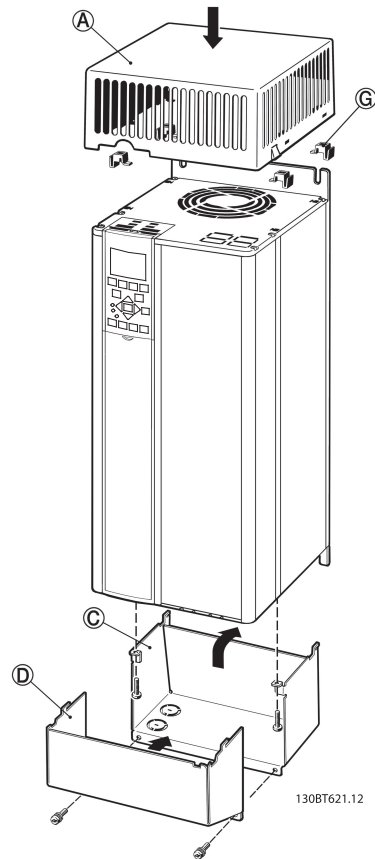
- A - Top cover
- B - Brim
- C - Base part
- D - Base cover
- E - Screw(s)

When option module A and/or option module B is/are used the brim (B) must be fitted on the top cover (A).



Frame size B3

230V, 7.5 to 10HP, 460V/575V 15 to 20 HP



Frame sizes B4, C3 & C4

230V, 15 to 50HP, 460V/575V 25 to 100HP

A - Top cover

B - Brim

C - Base part

D - Base cover

E - Screw(s)

F - Fan cover

G - Top clip

When option module A and/or option module B is/are used then brim (B) must be fitted on the top cover (A).

