

Installation Instructions

VLT[®] Side Fixture Kit for A4 Enclosure Sizes FC 102/FC 103/FC 202/FC 301/FC 302

1.1 Safety Instructions

Only qualified, Danfoss-authorized personnel are allowed to install the parts described in these installation instructions. Disassembly and reassembly of the frequency converter must be done in accordance with the corresponding service manual.

⚠ WARNING

DISCHARGE TIME

The frequency converter contains DC-link capacitors, which can remain charged even when the frequency converter is not powered. High voltage can be present even when the warning indicator lights are off. Failure to wait the specified time after power has been removed before performing service or repair work, could result in death or serious injury.

1. Stop the motor.
2. Disconnect AC mains, permanent magnet type motors, and remote DC-link power supplies, including battery back-ups, UPS, and DC-link connections to other frequency converters.
3. Wait for the capacitors to discharge fully, before performing any service or repair work. The duration of waiting time is specified in *Table 1.1*.

Voltage [V]	Minimum waiting time (minutes)		
	4	7	15
200–240	0.25–3.7 kW (0.34–5 hp)	–	5.5–37 kW (7.5–50 hp)
380–500	0.25–7.5 kW (0.34–10 hp)	–	11–75 kW (15–100 hp)
525–600	0.75–7.5 kW (1–10 hp)	–	11–75 kW (15–100 hp)
525–690	–	1.5–7.5 kW (2–10 hp)	11–75 kW (15–100 hp)

Table 1.1 Discharge Time

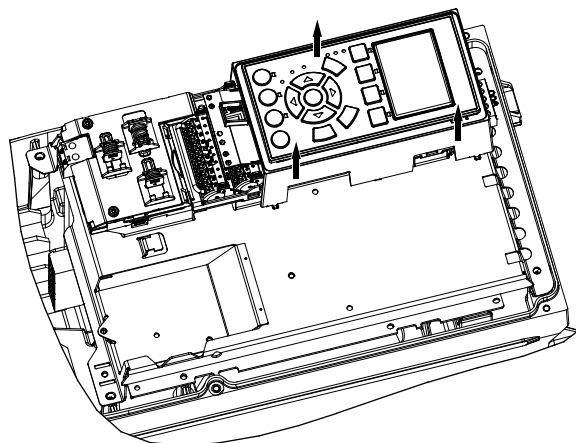


Illustration 1.1

130BE244.11

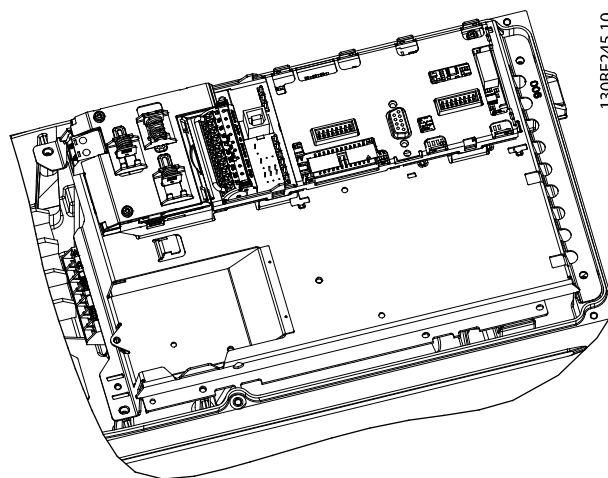
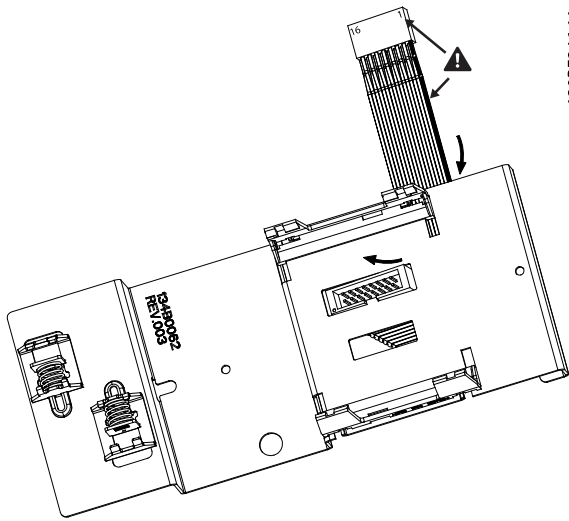


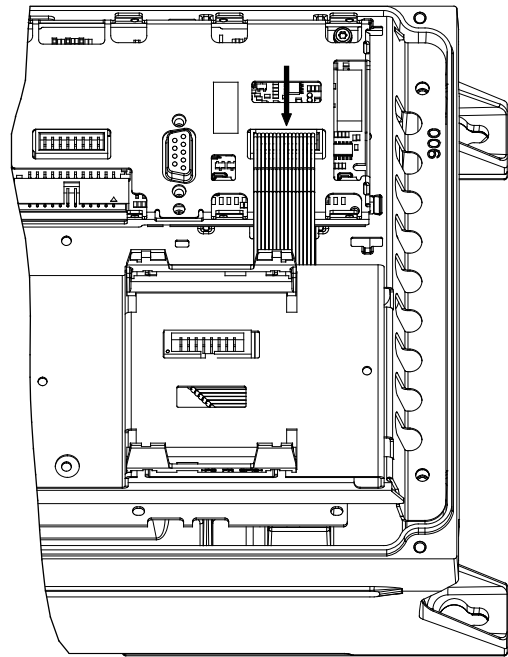
Illustration 1.2

130BE245.10



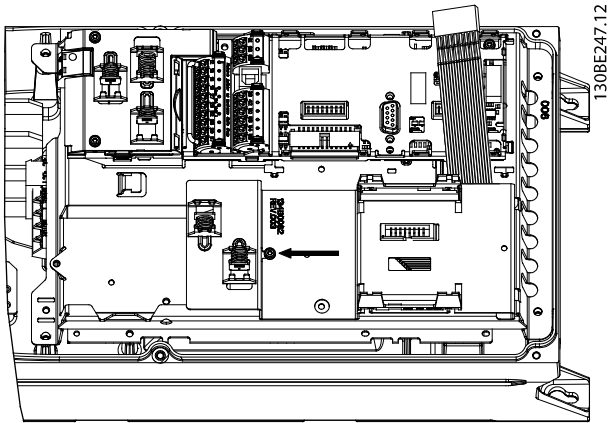
130BE246.11

Illustration 1.3



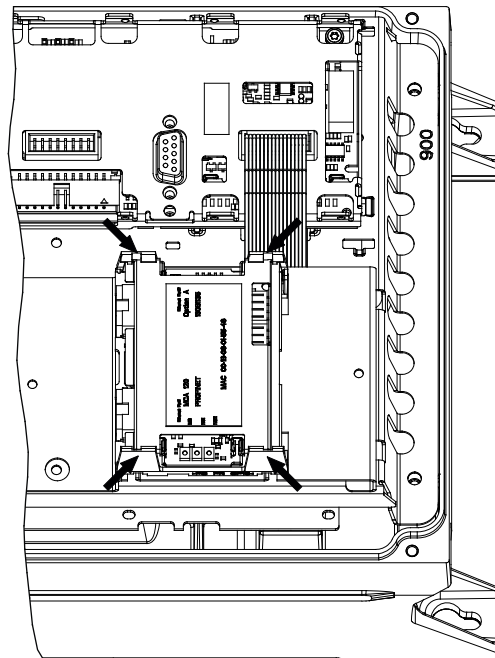
130BE249.12

Illustration 1.6



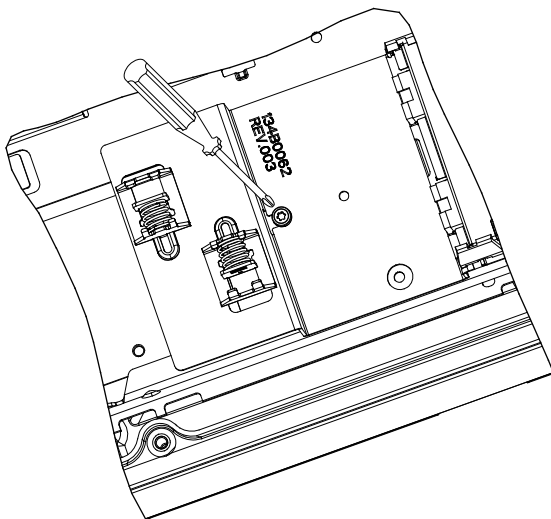
130BE247.12

Illustration 1.4



130BE250.12

Illustration 1.7



130BE248.11

Illustration 1.5

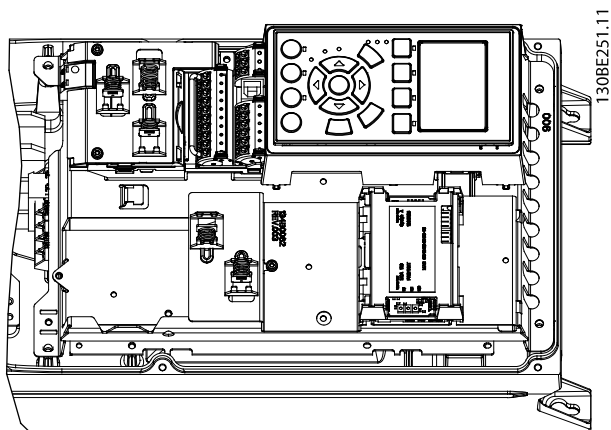


Illustration 1.8

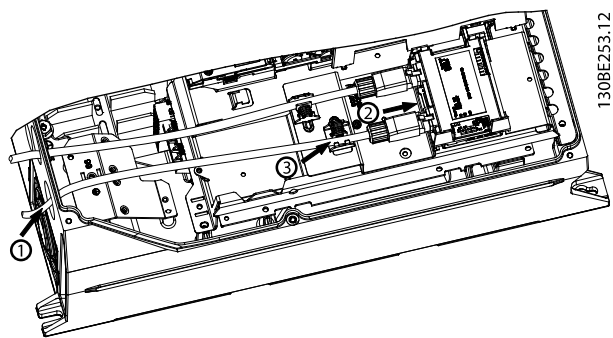


Illustration 1.10

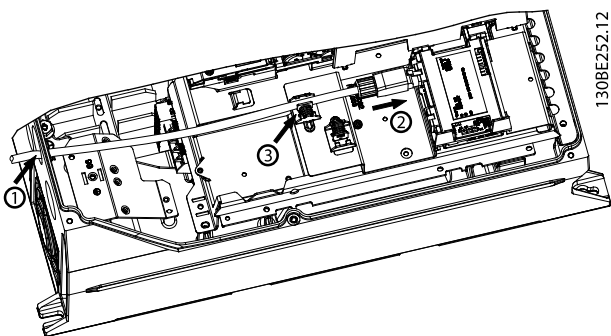


Illustration 1.9

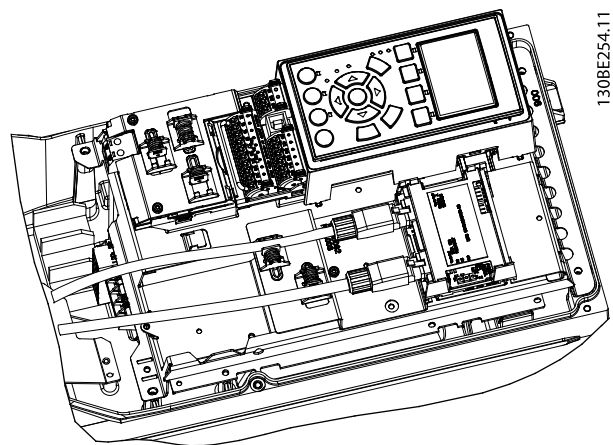


Illustration 1.11

.....
Danfoss can accept no responsibility for possible errors in catalogues, brochures and other printed material. Danfoss reserves the right to alter its products without notice. This also applies to products already on order provided that such alterations can be made without subsequential changes being necessary in specifications already agreed. All trademarks in this material are property of the respective companies. Danfoss and the Danfoss logotype are trademarks of Danfoss A/S. All rights reserved.
.....

Danfoss A/S
Ulsnaes 1
DK-6300 Graasten
vlt-drives.danfoss.com

