

IO

Antipollution insert checkvalve - EB type
System 01

Technical Data Sheet



Description

IO checkvalves are compliant with the regulation of NF Antipollution brand.

According to the NF EN 1717, these EB type checkvalves, are incorporated in a device, and guarantee the protection of drinking water against a risk of pollution from a fluid of category 2.

- Minimum head loss
- Noiseless operation due to a split obturator
- Does not generate hammering
- Easy incorporation due to an already mounted O'ring
- Axial guidance obturator with return spring
- Absolute sealing at high or low back pressure ensured by an especially designed lip-seal
- Meets the requirements of all europeans approvals



IO

Antipollution insert checkvalve - EB type - System 01

C	DN "	PFA in bar	PS in bar				Cat.	Ref.	Weight Kg
			L1	L2	G1	G2			
	15 1/2	10	10	10	10	10	4.3	2224146	0,0016
	20 3/4	10	10	10	10	10	4.3	2224145	0,0032
	25 1	10	10	10	10	10	4.3	2224148	0,0075
	32 1 1/4	10	10	10	0,5	10	4.3	2224147	0,0136
	40 1 1/2	10	10	10	0,5	10	4.3	2224149	0,0235
	50 2	10	10	10	0,5	10	4.3	2224150	0,0475

Important notice :

The temperature and pressure indications given for the various categories of fluids (L1/L2/G1/G2) are under no circumstances a guarantee that they are suitable for your system. Therefore, it is essential to validate the use of the products under given operating conditions with our technical department.

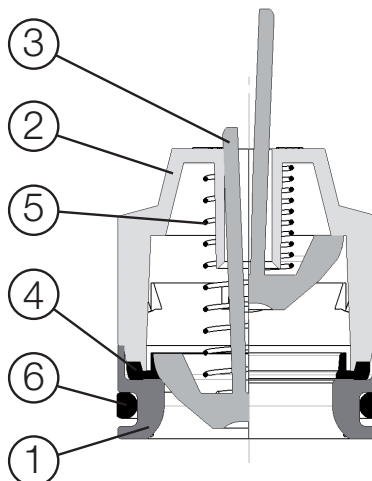
In addition, the operating instructions are available on our website www.socla.com or by simply asking our sales department.

Technical features

Operation temperatures	Continuous -10°C up to 65°C / Maxi. : 85°C (in case of an accidental peak during 1h)
Permissible operating pressure (PFA) in water	See table above
Maximum permissible pressure (PS) other mediums	See table above
Connection	Incorporation in a device
Mediums	Clear liquids, drinking water, gaz

Nomenclature and materials

N°	Description	Materials
1	Body	POM (Polyacetal)
2	Guide	POM (polyacetal)
3	Obturator	POM (polyacetal)
4	Seal	EPDM
5	Spring	Stainless steel
6	O'ring	EPDM



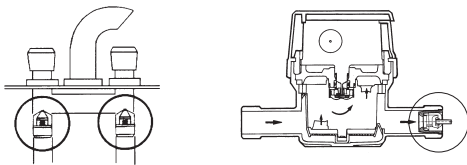
Approvals



International Construction Standards :

Specific NF brand regulation (technical doc. n°6 : antipollution checkvalve)
NF EN 13959

Application



IO checkvalves are incorporating in :

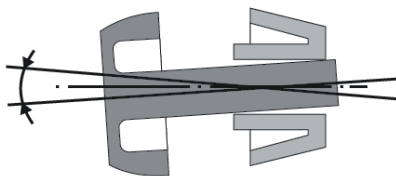
- Sanitary taps (kitchen, bathroom etc..)
- Thermostatic mixing valve
- Water meter
- Booster pump
- Chemical fluid injection in exhaust duct
- EA,BA,CA protection devices
- etc...

Fonctionnement

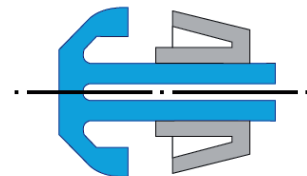
Some vibrations can occur at low flow rates. These vibrations are generated by possible lateral movements of the valve. Until now it was impossible to avoid this effect without affected hydraulic characteristics.

Thanks to the unique guide system by slotted stem that eliminates the possibility of movements and optimal hydraulic profile, vibration are eliminated.

By providing this guidance without the possibility of movements avoids calcareous deposits and vibration, ensuring a flowless and quiet operation for years.



Classic obturator guidance

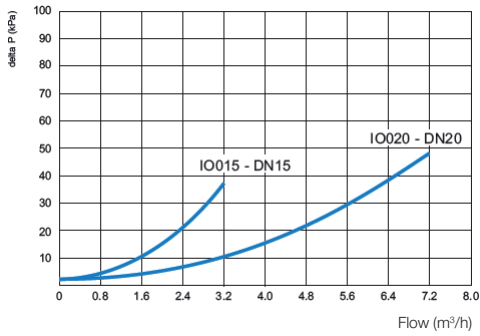


WATTS obturator guidance

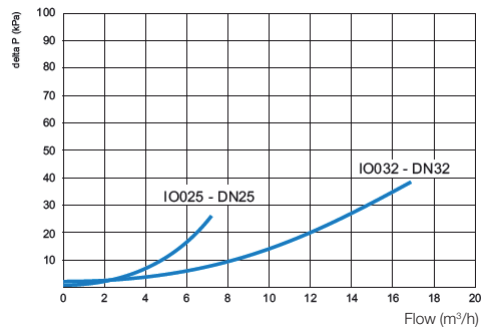
Operation

IO - Headloss chart

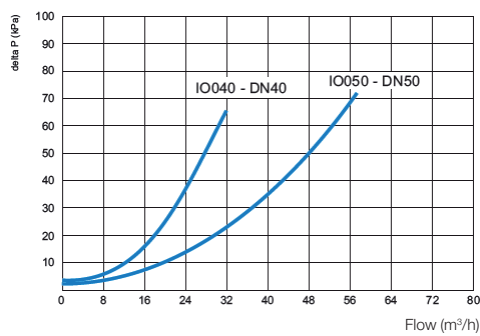
Pressure loss-curve



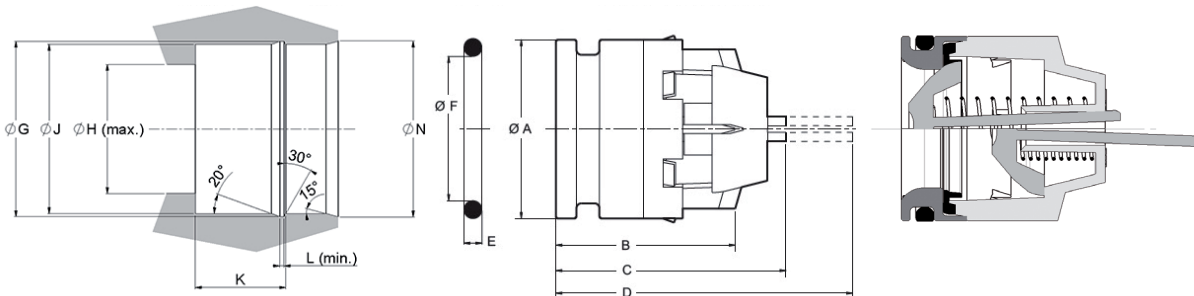
Pressure loss-curve



Pressure loss-curve



Sizing



Ref.	DN	ØA	B	C	D	E	ØF	ØG	ØH	ØJ	K	L	N
	mm	mm	mm	mm	mm	mm	mm	mm	mm	mm	mm	mm	mm
2224146	15	15,10 _{-0,05} ⁰	13,3 _{+0,4}	18,0 _{+0,5}	24,5 _{max}	1,5	12	15,8 _{+0,1}	11,5	15,2 _{+0,1} ⁰	8,4 _{+0,3} ⁰	0,2	16,3
2224145	20	19,65 _{-0,05} ⁰	17,0 _{+0,4}	23,2 _{+0,5}	32,9 _{max}	2,0	16	20,6 _{+0,1}	15,2	19,8 _{+0,1} ⁰	10,8 _{+0,1} ⁰	0,4	21,1
2224148	25	24,80 _{-0,07} ⁰	24,3 _{+0,4}	31,3 _{+0,5}	41,7 _{max}	2,5	20	25,8 _{+0,1}	18,8	24,95 _{+0,1} ⁰	16,7 _{+0,3} ⁰	0,6	26,3
2224147	32	31,60 _{+0,07}	26,65 _{+0,4}	37,7 _{+0,5}	51,9 _{max}	2,95	26,61	32,9 _{+0,1}	24,2	31,75 _{+0,1} ⁰	17,0 _{+0,3} ⁰	0,8	33,4
2224149	40	39,30 _{+0,1}	33,30 _{+0,4}	45,3 _{+0,5}	61,1 _{max}	3,53	32,92	41,2 _{+0,1}	30,1	39,5 _{+0,1} ⁰	20,15 _{+0,3} ⁰	1,0	41,7
2224150	50	49,40 _{+0,1}	45,80 _{+0,4}	57,3 _{+0,5}	80,5 _{max}	4,0	42	51,9 _{+0,1}	37,7	49,6 _{+0,1} ⁰	24,3 _{+0,3} ⁰	1,2	52,4

The descriptions and photographs contained in this product specification sheet are supplied by way of information only and are not binding.

Watts reserves the right to carry out any technical and design improvements to its products without prior notice. Warranty : All sales and contracts for sale are expressly conditioned on the buyer's assent to Watts terms and conditions found on its website at www.watts.com. Watts hereby objects to any term, different from or additional to Socla terms, contained in any buyer communication in any form, unless agreed to in a writing signed by an officer of Watts.



WATTS INDUSTRIES France

1590 avenue d'Orange • CS 10101 Sorgues 84275 VEDENE CEDEX • France

Tel. +33 (0)4 90 33 28 28 • Fax +33 (0)4 90 33 28 39

contact@wattswater.com • www.wattswater.co.uk