

X1 Mains 300mm²(50Nm)

X3/X4 Capacitor disconnect 120mm²(18Nm)

A/B Temperature 2,5mm²(0,8Nm)

X2 Drive 300mm²(50Nm)

450,5 ± 2,5 mm [17,7 ± 0,098 in]

PE M12

X7

715,0 ± 2,5 mm [28,1 ± 0,098 in]

420,0 ± 2,5 mm [16,5 ± 0,098 in]

468,0 ± 2,5 mm [18,4 ± 0,098 in]

240,0 ± 1,0 mm [9,4 ± 0,039 in]

240,0 ± 1,0 mm [9,4 ± 0,039 in]

185,5 ± 2,5 mm [7,3 ± 0,098 in]

300,0 ± 1,0 mm [11,8 ± 0,039 in]

30,5 ± 2,5 mm [1,2 ± 0,098 in]

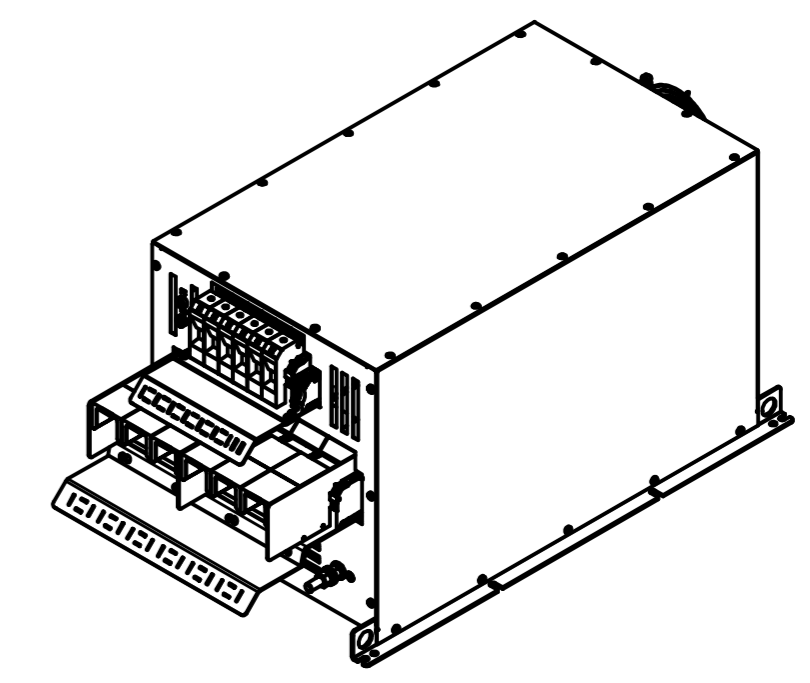
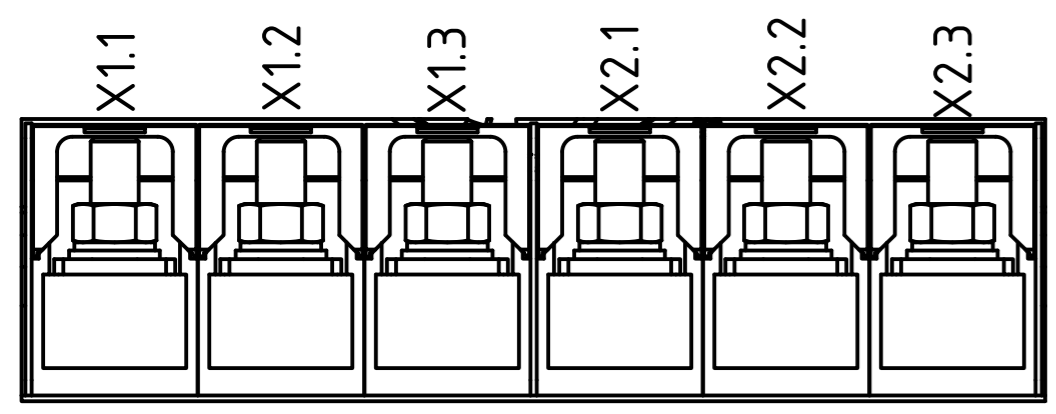
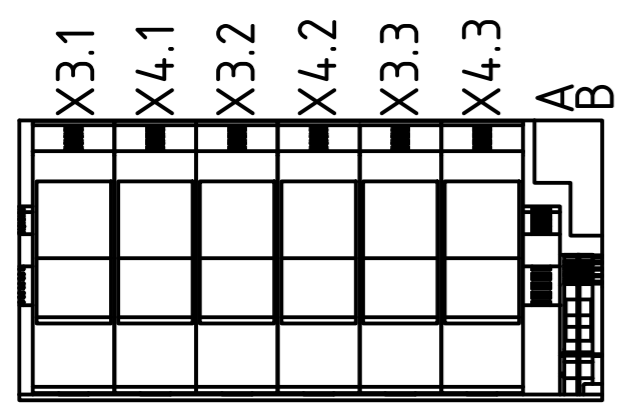
443,0 ± 2,5 mm [17,4 ± 0,098 in]

9,0 ± 1,0 mm [0,4 ± 0,039 in]

9,0 ± 1,0 mm [0,4 ± 0,039 in]

800,0 ± 2,5 mm [31,5 ± 0,098 in]

992,9 ± 4,0 mm [39,1 ± 0,157 in]



				DATE	Name	Designation	
				Drawn	13.02.2014	FR	X7 IP20 with external fan
				Reviewed	28.08.2014	MK	
				Standard	DIN 2768-1 V		
				Scale drawing	1:1		Drawing Number
				Print scale	Approx. 1:5		
R	Terminals	14.03.16	1			X7 C IP20 ef1	
R	Dimensions	04.07.14	1			1	
Status	Modifications	DATE	Name			A2	
<small>F:\16_P&D\10_Entwicklung\10_30 CAD_Baufreizechnungen\10_30_Breite\10_30_Überschungsfilter\Gehäuse\X7</small>							