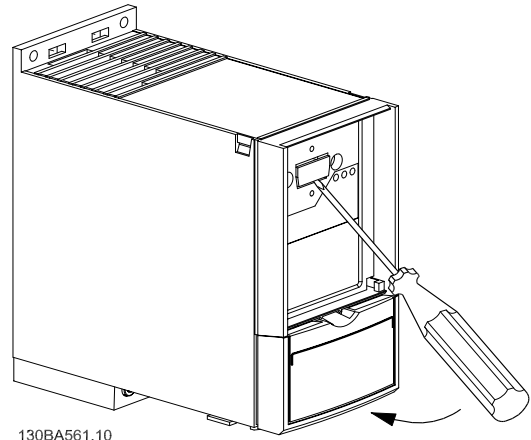


■ FC 51 LCP Mounting Instruction

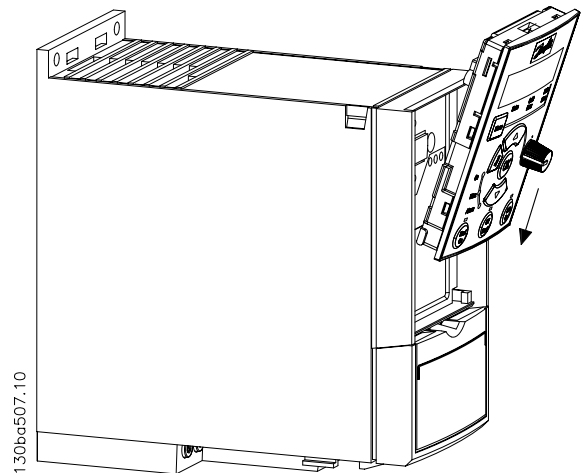
**Step 1**

Use a screwdriver to knock out the plastic part covering the LCP plug



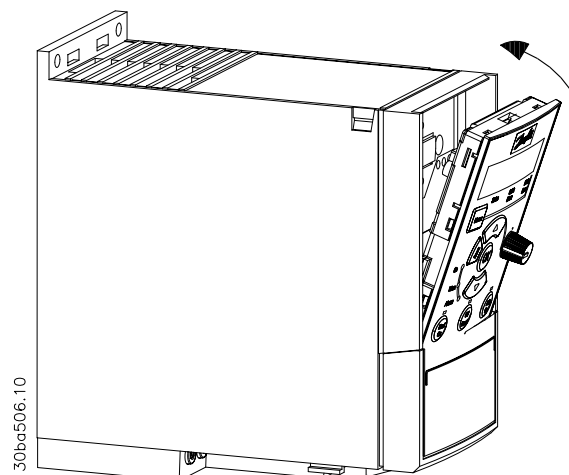
**Step 2**

Place the bottom of the LCP in the drive



**Step 3**

Push the top of the LCP into the drive



---

Danfoss can accept no responsibility for possible errors in catalogues, brochures and other printed material. Danfoss reserves the right to alter its products without notice. This also applies to products already on order provided that such alterations can be made without subsequential changes being necessary in specifications already agreed. All trademarks in this material are property of the respective companies. Danfoss and the Danfoss logotype are trademarks of Danfoss A/S. All rights reserved.

---

