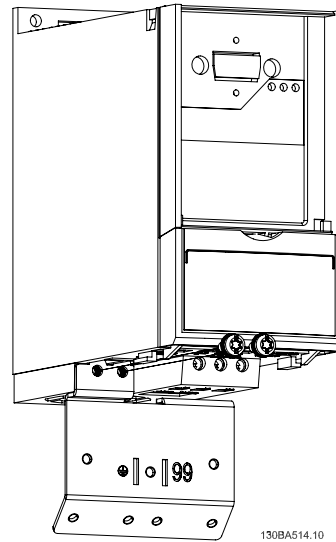


■ FC 51 De-coupling Plate Mounting Instruction for M1 and M2


Step 1

Mount metal plate on drive and fasten with two screws. Tightening torque: 2 Nm



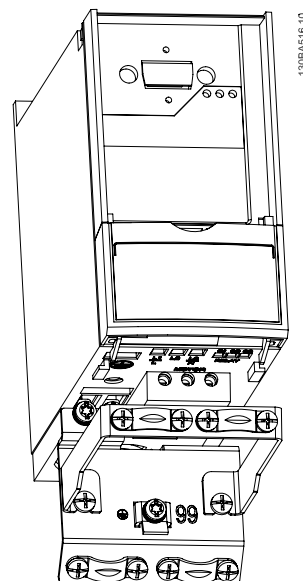
Step 2

Mount bracket on de-coupling plate



Step 3

VLT Micro Drive FC 51 mounted with de-coupling plate



Danfoss can accept no responsibility for possible errors in catalogues, brochures and other printed material. Danfoss reserves the right to alter its products without notice. This also applies to products already on order provided that such alterations can be made without subsequential changes being necessary in specifications already agreed. All trademarks in this material are property of the respective companies. Danfoss and the Danfoss logotype are trademarks of Danfoss A/S. All rights reserved.

